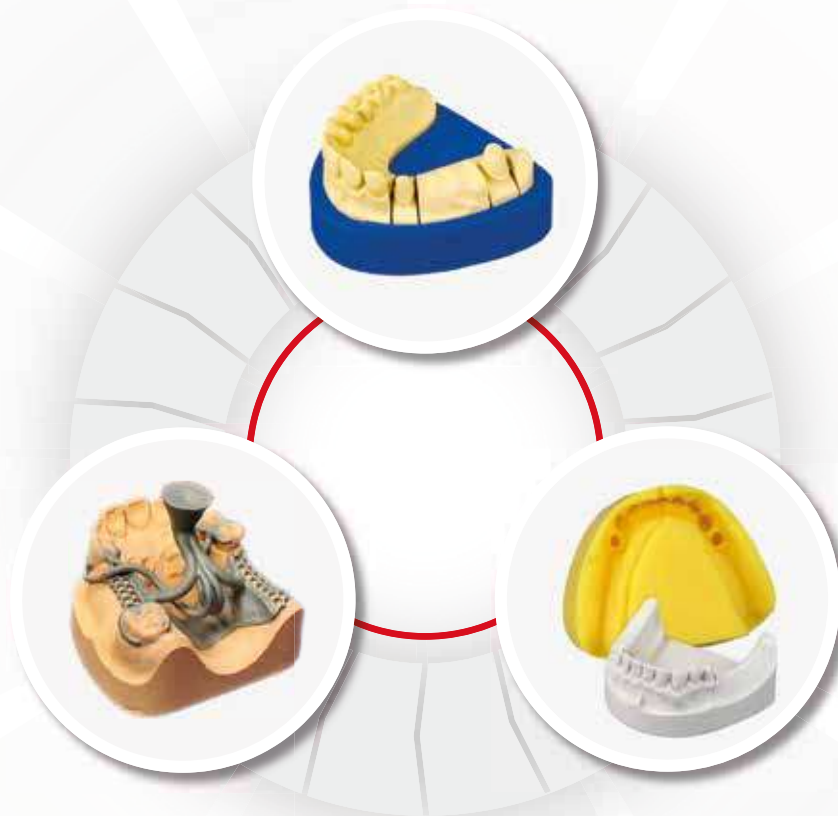


# SILADENT



## Product catalogue 2023

Model creation  
Duplication  
Investing  
Casting  
Acrylic dentures  
Polishing  
Milling technique  
Special products  
3D-Printing

[www.siladent.de](http://www.siladent.de)

- 1924** Ludwig Böhme produces the first dental gypsums in Hohenbocka/Lausitz, Eastern Germany. After WWII, his son Dr. Gerold Böhme sets up a second company, Dr. Böhme KG, in Bad Sachsa, Lower Saxony, and merges this with his father's company in 1989. In 1934, Carl Schöps begins producing and selling dental gypsums in Bad Sachsa/Harz.
- 1984** The company SILADENT-Technik GmbH is established in Munich. Adisil® becomes the first A-silicone used to make silicone duplicate moulds for investment casting, replacing the conventional gel duplicating materials. Specialist aluminium flasks are replaced by the technically superior and more economical SILADENT duplicating system. The fine-grained investment material Granisit® is introduced as it is more suitable for silicone duplication.
- 1985** The company Ludwig Böhme in Hohenbocka (VEB Dental-Chemie Hohenbocka) becomes the largest manufacturer of dental gypsums in Eastern Germany. Dr. Böhme KG in Bad Sachsa and Carl Schöps GmbH in Osterode develop new hard stones and super hard stones for the European market.
- 1986** The SILADENT system is completed. This comprehensive chain of coordinated materials and well thought-out applications sets completely new standards as regards t and surface quality.
- 1994-1995** Development of "Presto Vest", the first speed casting investment for c&b. Introduction of the universal "Premium", still one of the most successful speed casting investments.
- 1995** The companies "Dr. Böhme KG" and "Carl Schöps GmbH" merge to become "Dr. Böhme & Schöps Dental GmbH", headquartered in Goslar.
- 1995** SILADENT-Technik joins the well-established "ERNST HINRICHS Dental" group in Goslar.
- 2000** SILADENT-Technik transfers its headquarters from Munich to newly built administration and production buildings in Goslar, benefiting from its cooperation with Dr. Böhme & Schöps Dental on dental gypsums and abrasive materials.
- 2003** Dr. Böhme & Schöps Dental takes over established Berlin-based company "W. Röhrich & Co. GmbH", which was created by the Kühnast family in 1896 and supplied dental laboratories and industrial businesses with specialist gypsums products for over three generations.
- 2004** "SILADENT-Technik GmbH" and "Dr. Böhme & Schöps Dental GmbH" merge to become "SILADENT Dr. Böhme & Schöps GmbH". The new company supplies perfectly coordinated dental materials for everything from model creation and duplicating to investing and casting.
- 2005** Modern production facilities and a new dispatch warehouse are built.
- 2008** SILADENT Dr. Böhme & Schöps takes over the German leading one-piece casting system called TEK-1 from the founder Rainer Ehrich.
- 2010** Extended product range with CAD-CAM consumables products under the brand „BioStar“ and milling systems under the brand „SilaMill“.
- 2015** Introduction of a CAD software called "SilaPart" for the digital production of high quality partial framework denture.
- 2017** Sales start of 3D printer systems under the brand "SilaPrint".

<b>Chronicle</b>	2
<b>Preface</b>	4
<b>Model creation</b>	5 - 24
<b>Duplicating technique</b>	25 - 31
<b>Investments</b>	32 - 43
<b>TEK-1</b>	44 - 46
<b>Alloys and accessoires</b>	47 - 52
<b>Denture prostheses and accessories</b>	53 - 54
<b>Abrasives</b>	55 - 59
<b>Cleaning</b>	60
<b>Special products</b>	61 - 63
<b>Poster / Handbooks</b>	64
<b>Tooth figures</b>	65
<b>exocad</b>	66 - 67
<b>SilaPart CAD</b>	68 - 69
<b>SilaBiteCAD</b>	70
<b>Magic® Model 3D</b>	71
<b>profiCAD</b>	72 - 73
<b>Scanner</b>	74 - 76
<b>SilaMill</b>	77 - 85
<b>Extraction unit</b>	86
<b>Milling tools</b>	87 - 89
<b>Milling materials</b>	90 - 97
<b>Colouring liquids</b>	98 - 99
<b>CAD-CAM accessories</b>	100
<b>Sintering furnaces</b>	101 - 105
<b>3D Printer</b>	106 - 108
<b>3D Print accessories</b>	109
<b>Printing material</b>	110 - 113
<b>Index</b>	114 - 115
<b>QR code &amp; downloads</b>	116

## SILADENT Dr. Böhme & Schöps

### Our experience is your success!

**SILADENT** is a family-operated dental company and belongs to the leading manufacturers of dental gypsums, duplicating materials, investments as well as abrasives and polishing material in Europe. We employ approx. 90 employees in 2 North German production sites.

We produce dental gypsum since 1924. We offer all gypsum qualities needed in the dental technology. We only use raw materials with the best quality from naturally occurring or synthetic gypsum from the food industry.

**SILADENT** is leading in the analogue dental casting technology. With our concerted material chain and the proven application we achieve a so far unprecedented fitting accuracy and surface quality. Many trend-setting dental techniques come from SILADENT: for example the first additioncuring duplicating silicone, the flask less duplicating technique, ring less embedding, the first speed investment as well as numerous additives for the dental technique. All of these developments are indispensable today in the daily dental work practice.

Next to the analogue materials we offer a continuously growing portfolio of digital milling materials under the name "BioStar". Our "SilaMill" milling systems are equipped with software solutions according to the practice. With the first adequate, self-developed CAD-software for manufacturing digital frameworks **SILADENT** is setting new digital standards. Digital manufacturing processes with our 3D printers have proven themselves due to their quality and economic efficiency. Experienced, multilingual application technicians are available for customers for all technical questions.

You can find further information under

**[www.siladent.com](http://www.siladent.com)**



## SilaPoly

A two component (1:1) model material based on polyurethane with a low shrinkage for the production of demonstration and presentation models and for internal control models as well.

- very low-viscous (thin flowing)
- easy to process
- long working time
- low shrinkage < 0,1 %
- stable in dimension
- high precision and edge stability
- easy to mill and grind
- optionally dyeable in different colours



SilaPoly 2 x 1 kg bottles REF 243002

## Base former

By means of the SILADENT base former, the model creation obtains a fast, economical and clean working basis. After 5 seconds only, the perfect base former is ready for each impression. The simple handling and the high economic efficiency (low consumption of material) turns the base former into an important practice attendant.



SILADENT Base former	Set (upper & lower jaw)	REF 102640
SILADENT Base former	upper jaw	REF 102641
SILADENT Base former	lower jaw	REF 102642

## Model system Profident evolution

In this starter set you will find everything you need to create true saw-cut models in combination with the Magic Model 3D CAD model builder. (page 71)

The pin base plates are designed for single use.



Profident evolution starter set complete REF 240316

Contents:	
10 pcs. pin base plate, small	20 pcs. insert w/o metal core
4 pcs. Splitcast plate, small	1 pc. reamer
10 pcs. pin base plate, large	1 set (5 x 15) pcs. articulation supports MM3D
4 pcs. Splitcast plate, large	1 pc. Reamer 2 mm for articulation supports
10 pcs. insert with metal core	1 pc Plastic hammer for model systems

Profident Evolution pin base plate small, 10 pcs.	REF 240302
Profident Evolution pin base plate small, 50 pcs.	REF 240303
Profident Evolution pin base plate large, 10 pcs.	REF 240304
Profident Evolution insert with metal core, white, 10 pcs.	REF 240305
Profident Evolution insert without metal core, white, 50 pcs.	REF 240306
Profident Evolution insert with metal core, white, 10 pcs.	REF 240318



## Model system Profident 2010

This innovative, reliable model system ensures maximum precision and saves a great deal of time and material. There is no need to invest in additional, expensive equipment. The Profident 2010 can also be used for fabricating high-quality sectioned models quickly. After preparing the impression, the complete model including the base is fabricated in one step. The Profident 2010 has a preformed, dimensionally stable split cast.

The components and pin base plates, which are supplied in two sizes, are reusable and cover all applications.

**Profident 2010 complete starter set REF 240000**

Contents:

1 x working instruction,	1 x model sleeve, size 2,
3 x pin base plate, size 1,	1 x removal device,
2 x pin base plate, size 2,	1 x 100 ml Profisep 2010,
3 x study model plate, size 1,	1 x positioner plate, size 1,
2 x study model plate, size 2,	1 x positioner plate, size 2.
2 x model sleeve, size 1,	

**Pin base plate incl. split cast plate and magnet, size 1 REF 240001**

**Model sleeve, size 1 REF 240002**

**Study model plate, size 1, 25 plates REF 240003**

**Removal device, size 1 REF 240004**

**Pin base plate incl. split cast plate and magnet, size 2 REF 240011**

**Model sleeve, size 2 REF 240012**

**Study model plate, size 2, 25 plates REF 240013**

**Removal device, size 2 REF 240014**

**Profisep 2010 (separating agent), 100 ml REF 240021**

**Profisep 2010 (separating agent), 500 ml REF 240022**

**Profisep Clean (cleaning agent), 400 ml REF 240023**

## Pin base plate ECO incl. magnet

A base plate with plastic pins (instead of metal pins) as an economic solution for the perfect model, compatible with the model system Profident 2010.

**Pin base plate ECO incl. magnet size 1, 10 pieces REF 240505**

## Transparent packagings

Ensures a safe transportation of gypsum models, restorations, etc. Set of 3 pieces, perforated, with foam insert.

**Transp. packagings, size 1, set of 3 (B 78 mm, T 69 mm, H 44 mm) REF 241100**

**Transp. packagings, size 2, set of 3 (B 90 mm, T 78 mm, H 58 mm) REF 241101**

## DIN EN ISO 6873

The European countries have approved set instructions for dental gypsum. Type 5 for super hard stone with high expansion are a new category.

DIN EN ISO 6873, which is binding for all manufacturers, classifies the products as follows:

- Typ 1** Impression plaster
- Typ 2** Plaster & Articulation plaster
- Typ 3** Hard Stone
- Typ 4** Super Hard Stone (up to 0,15 % expansion)
- Typ 5** Super Hart Stone (up to 0,30 % expansion)

Following minimum requirements for the different classes were stipulated:	Standard consistency in mm	Minimum processing time in minutes	Min./Max. hardening time in minutes	Max. hardening expansion in % after 2 hours	Min./Max. compressive strength N/mm <sup>2</sup> after 1 hour
Type 1 Impression Plaster	80 +/- 4	1,25	2,5 / 5,0	0,15	4,0 / 8,0
Type 2 Plaster & Articulation plaster	75 +/- 4	2,5	6,0 / 30,0	0,30	9,0
Type 3 Hard Stone	30 +/- 3	3,0	6,0 / 30,0	0,20	20,0
Type 4 Super Hard Stone, low exp.	30 +/- 3	3,0	6,0 / 30,0	0,15	35,0
Type 5 Super Hard Stone, high exp.	30 +/- 3	3,0	6,0 / 30,0	0,16 - 0,30	35,0

If comparing the data provided for the various gypsum, please ensure compliance with the times stipulated. Binding expansion must be determined 2 hours after, and pressure resistance 1 hour after water-gypsum contact. If other times or measuring units (e.g. Brinell hardness, hardness) are specified, these are not comparable with the DIN EN ISO 6873 values and will mislead the user. Our quality controls at the plant are in strict compliance with DIN EN ISO 6873.

## Preparations of Impressions

In laboratory practice, problems between the various moulding compounds and gypsum arise time and time again. Since some moulding compounds have an aggressive reaction towards gypsum, pre-treatment is required in order to prevent, for instance, efflorescence on the surface of the gypsum model. We therefore recommend the following measures:


Material	Alginate	Polyether	Hydrocolloids	Silicones
<b>Properties</b>	Shrinking will occur as a result of moisture loss. Cannot be stored longterm – max. 1 hour; keep moist.	Hydrophilic properties/ Swells if stored for a long time in disinfectant.	Pour out immediately, otherwise the volume will alter considerably.	Stable shape and insensitive without a change in volume.
<b>Preparation</b>	Completely remove saliva and blood residues. Neutralise by immersing in trimmer water or gypsum powder/ Thicken with alginate liquid.	Remove saliva- and blood residues under tap water.	Completely remove saliva- and blood residues under tap water. Neutralise by immersing in trimmer water or gypsum powder, then rinse and immerse in 2% potassium sulphate solution.	Remove blood- and saliva residues under tap water.
<b>Disinfection</b>	With conventional disinfectant or 1% peracetic acid; risk of swelling. Rinse under tap water.	With conventional disinfectant; again a risk of swelling – therefore disinfect only for a short period.	With conventional disinfectant or 1% peracetic acid. Again a risk of swelling. Rinse under tap water.	With conventional disinfectants.
<b>Storage</b>	Pour out after a max. of 60 minutes and protect against drying out with moist wipes.	Good storage stability; relatively insensitive.	Quickly pour out/gypsum with a short setting time are beneficial; prolonged contact adversely affects the surface of the gypsum model.	Cross-linking silicones can be stored for unlimited periods; condensation-cross-linked silicones can be stored for a limited period.

Strictly comply with the manufacturer's instructions for use when using moulding compounds and disinfectants.

1

## Preparation

Before mixing a new load of gypsum, check whether the mixing equipment is clean and dry. Remnants of old gypsum on mixing-spatulas, containers or stirrers will give rise to negative changes in the setting time and in the expansion of the new mixture. Ideally, gypsum should always be mixed in vacuum and in carefully weighed ratio of powder to water. Measuring by rule of thumb will naturally lead to considerable deviations in the technical data. The duration and intensity of stirring must be adapted to the manufacturer's specifications. The water must always be filled in first and the gypsum powder sprinkled in afterwards.



2

## Mixing Water

Dental gypsum can generally be mixed with distilled water at room temperature. If the water is very hard, the setting time may differ from that quoted. Use additives with care! In such case, use demineralized or distilled water.

If you add, for example, trimming water or gypsum hardener fluids, losses of quality cannot be ruled out.



3

## Sprinkling the gypsum powder

Sprinkle the gypsum powder into the mixing water evenly but quickly, i.e. within about 10 seconds.

According to DIN EN ISO 6873, the time interval starts when the powder and the water come into contact for the first time.

Allow the powder about 20 seconds of soaking time before beginning to mix with a spatula. When using impression plasters (type 1), stir the mixture manually with a spatula for 30 seconds. Plaster (type 2), Hard Stone (type 3) and Super Hard Stone (type 4) should be stirred for 60 seconds.



7

## Moving from the mould

Never move a solidified model from the mould sooner than 30 minutes after casting. On account of their poor volumetric stability, alginate and hydrocolloidal moulds should be cleaned, disinfected and neutralized before being filled with the gypsum. These moulds should be emptied after 30 minutes, however, because they act aggressively on gypsum. With other impression materials it is an advantage to remove the models up to one hour later.



8

## Expansion

All gypsum expand at the end of the setting period. The extent of the expansion depends on the composition of the gypsum, the ambient temperature and the air moisture. A comparison of expansion measurements between different gypsum is only possible with absolutely identical conditions and time data. Our expansion specifications are determined, therefore, in accordance with DIN EN ISO 6873. When you draw comparisons, please look for reference to the DIN-standard and concrete time data! DIN lays down that the gypsum's expansion must be stipulated in % after 2 hours and that its pressure resistance must be quoted in MPa after one hour.

If a model is kept for some time at room temperature and at a low level of air moisture, the expansion will decrease by about 30 %. Soaking the model, as it is sometimes necessary, will cause the expansion to increase again slightly, even with set gypsum.

Our dental gypsum lie far below the expansion values permitted by the DIN standard (see table). Practice shows, however, that a certain expansion of the gypsum is required in order to compensate the contraction of other materials.





4

## Mixing

Mixing in a vacuum mixer generally has a positive effect on the gypsum. When mixing mechanically in a vacuum, you will need only half the time quoted for manual mixing, i.e. 60 seconds mixing by hand equals 30 seconds mixing by machine (280 rounds/min. with 5-6 bar). You should never add more gypsum powder to an excessively thin mix or more water to an excessively thick mix. You will only be interfering in the setting process and will damage the gypsum crystal structure.



5

## Casting

The finish mixture must be transferred immediately to the mould.



Never mix more gypsum at the time than you will need for 2-3 impressions because the mould must be filled within the processing time. During the crystal forming process, which starts at the end of the processing time, the gypsum must be left alone. If you work with a gypsum that has started to solidify, the fine details will not be reproduced with enough accuracy and the strength of the gypsum will be reduced notably. This point must be observed particularly if you use vibrator. Filling the mould on a vibrator certainly has a positive impact on the formation of bubbles, pressure resistance and fluidity, but the vibrating must never be continued into the setting time.

6

## Modelling time

If the gypsum loses its lustre, it is possible to model or trim the gypsum for about 60 seconds. The subsequent setting time varies from one grade of the gypsum to another. We fix a setting time of approx. 10-12 minutes +/- 1,5 minutes for hard stone (type 3). Some super hard stone, on the other hand, are tuned for longer overall setting times. Setting times in accordance with a customer's individual wishes are possible for large orders. The gypsum must not be processed in any way during the setting time.



9

## Surface problems

Difficulties with the surface between the gypsum and alginate or hydrocolloidal moulding materials can be overcome by pretreatment of the mould. Alginate impressions can be neutralized with trimming water of gypsum powder and insulated with alginate insulant to prevent blooming or unhardened areas in the surface of the model. Hydrocolloidal impressions should be replaced in potassium sulphate or potassium carbonate solution and neutralized.

Carefully remove saliva and blood remnants, as they will also impair a dental gypsum setting properties.

10

## Soaking the model

Gypsum casts should never be subjected to shock treatment. If a cast needs to be evaporated for example, soaking (for approx. 5-8 minutes) will reduce the risk of the model being affected by flaking and cracking.

Cleaning with a stream lance may remove surface layers and lead to inaccurate contours. Models are best cleaned with a soft brush and a mild soap solution. Brief soaking may also prevent aking and spalling when old models are being sawn or prepared.

In order to prevent surface erosion, the water can be saturated with calcium sulphate, for example by inserting old models.



# RECOMMENDATION FOR APPLICATIONS

There is no such thing as a universal gypsum that meets all requirements. The principal indications for the various dental gypsum are listed below. Of course, the use of these gypsum may overlap, depending on your experience in this field.

	implant models, saw-cut models, master models	Partial frameworks (CrCo)	Working models, counter-bite models, acrylic dentures	Acrylic dentures, repairs, relines	Study models	Dental coroneae sockets for saw-cut models, for all pin systems	Orthodontic cases, show models, super white	Articulation, pre-walls, impressions	Scannable
<b>Plaster &amp; Articulation plaster, type 2</b>									
Dr. Balzer® Special plaster								✓	
Articulation plaster								✓	
Mounting Stone								✓	
Universal					✓				
Spezial					✓				
Dura-Semi-hard stone				✓	✓				
<b>Hard Stone, type 3</b>									
Neo Marmorit® Super		✓	✓	✓	✓				
Neo Marmorit®			✓	✓	✓				
Neo Marmorit® Speed			✓	✓	✓				
Modelit®			✓	✓	✓				
Marmodent®			✓	✓	✓				
Marmodent® S			✓	✓	✓		✓		
Neo Marmorit® E			✓	✓					
Natura			✓	✓	✓		✓		
Ortho Plaster							✓		
<b>Super Hard Stone, type 4</b>									
Marmorock® Saphir	✓								✓
Marmoplast® N	✓								
Marmorock® 20	✓								
Marmorock® 22/24	✓	✓							
Marmorock® Speed	✓								
Japan-Stone	✓								
Neo Stone	✓	✓	✓				✓		
Die Stone	✓	✓							
Excalibur	✓	✓							
Base stone (FL)						✓			
CAM-Stone N	✓								✓
<b>Super Hard Stone, type 5</b>									
MarmoDie	✓		✓						
Marmorock® E	✓		✓						

**Dr. Balzer® Special plaster** Natural material

Articulation plaster  
Peppermint flavour

A fast setting, high precision special plaster with peppermint smell, which is mainly used as a fast setting articulation plaster. Dr. Balzer is easy to handle, has a creamy consistency and guarantees an exact impression with a very low expansion.


**Recommendation:**  
Articulation.








50 ml / 100 g    1,5 min.    2,5 min.    2 h    15 MPa / 1 h    20 MPa / 24 h



**Articulation plaster** Natural material

with lemon smell

A special plaster for articulation works, characterised by slight expansion and excellent setting properties. For bite-interlocking, transfer sockets and reaming techniques, pre-walls and reamed sockets; fixing of KFO sockets, registering bite.

**Recommendation:**  
Articulation.








40 ml / 100 g    3 min.    4,5 min.    2 h    20 MPa / 1 h    30 MPa / 24 h



Product	Colour	25 kg bag REF	20 kg carton REF	4 x 5 kg bag REF
<b>Dr. Balzer® Special plaster</b>	natural white	201134	201139	-
	pink	200114	200119	-
<b>Articulation plaster</b>	natural white	200104	200109	200101



## Articulation plaster Synthetic material

A special plaster for articulation works, characterised by slight expansion and excellent setting properties. For bite-interlocking, transfer sockets and reaming techniques, pre-walls and reamed sockets; fixing of KFO sockets, registering bite.

### Recommendation:

Articulation



## Mounting Stone Natural material

Controlled plaster, very white, for precise impression and articulation work. Extremely low setting expansion and excellent positioning. Absolute precision is ensured for articulation casts. Its short setting time facilitates efficient work.

### Recommendation:

Articulation, pre-walls



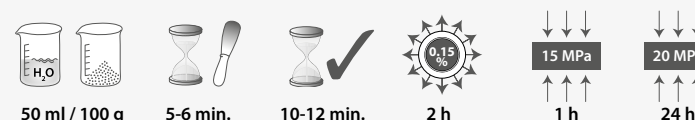
## Universal Natural material

Made of pure Alabaster of the Harz mountains with share of 25 % of hard stone. A material with controlled expansion values you can produce volume constant and solid moulds with.

**Short setting time: 10 - 12 minutes.**

### Recommendation:

study models, fixing of situation casts.



Product	Colour	25 kg bag REF	20 kg carton REF	4 x 5 kg bag REF
Articulation plaster, synthetic	super white	200894	200899	200891
Mounting Stone	snow white	-	200504	-
Universal	natural white	200134	200139	-








## Spezial Natural material

Produced of pure Alabaster of the Harz mountains, contains a quarter of hard stone. Moulds made with this alabaster plaster are volume constant and solid. Controlled expansion.

**Long setting time: 18 - 22 minutes.**

**Recommendation:**

study models, fixing of situation casts.

50 ml / 100 g    10-12 min.    18-22 min.    2 h    1 h    24 h



## Dura semi-hard plaster Natural material

Is used for laboratory work, when hard stone is too hard and the conventional plaster is too soft. Dura semi-hard plaster is especially suitable for working on plastics. With this plaster best results can be achieved.

**Recommendation:**

acrylic dentures, repairs, relines









40 ml / 100 g    5-6 min.    10-12 min.    2 h    1 h    24 h



Product	Colour	25 kg bag REF	25 kg carton REF
<b>Spezial</b>	natural white	200124	20 kg 200129
<b>Dura semi-hard plaster</b>	blue	200164	200169
	green	201644	201649
	natural white	201634	201639



## Neo Marmorit® Super Natural material

Mixture of type 3 + 4

Casts have a smooth surface, are pressure resistant and retain their shape. This is ideal hard stone for parodontal bracing, metal plates, supported prothese in precious metals and steel, for regulation work and all other operations calling for the greatest possible accuracy of fit and hardness.

### Recommendation:

working and checkbite casts, acrylic dentures, repairs, relines, situation casts



## Neo Marmorit® Natural material

Neo Marmorit has a good volume stability and shape, is highly pressure resistant and has a smooth surface. These are all outstanding properties for the manufacture of prostheses with a perfect fit, whether it is out of hard stone, precious metals or steel alloys. This hard stone is made of pure natural hard gypsum. Also available as Neo Marmorit Speed, where a quick setting time (6-7 min.) is desired.

### Recommendation:

working and checkbite casts, acrylic dentures, repairs, relines, situation casts



## Neo Marmorit® Speed Natural material

A special short setting double grained hard stone for quick repairs and urgent works. The model surface is very smooth with a high compressive strength. Due it's quick setting time the gypsum model can be removed after 10-15 minutes and further work completed on it.

### Recommendation:

working and checkbite casts, acrylic dentures, repairs, relines, situation casts



Product	Colour	25 kg bag REF	25 kg carton REF
Neo Marmorit® Super	grey	202314	202319
	white	200234	200239
	mint	202374	202379
Neo Marmorit®	blue	200204	200209
	yellow	200214	200219
Neo Marmorit® Speed	blue	202004	202009
	yellow	202104	202109

### Modelit® Natural material

For hard and solid casts with an exceptional pressure resistance and a smooth surface.

**Recommendation:**

working and checkbite casts, acrylic dentures, repairs, relines, situation casts



30 ml / 100 g



5-6 min.



10-12 min.



2 h



30 MPa

1 h



60 MPa

24 h

### Marmodent® Natural material

Especially suitable for prosthetics and orthodontics because of special choice and raw materials and selected production process.

**Recommendation:**

working and checkbite casts, acrylic dentures, repairs, relines, situation casts



30 ml / 100 g



5-6 min.



10-12 min.



2 h



23 MPa

1 h



50 MPa

24 h

### Marmodent® S Synthetic material

Synthetic hard stone for orthodontics and prosthetics. Especially suitable for show models and similar purposes.

**Recommendation:**

working and checkbite casts, acrylic dentures, repairs, relines, situation casts, orthodontics, very white show models.



30 ml / 100 g



5-6 min.



10-12 min.



2 h



26 MPa

1 h

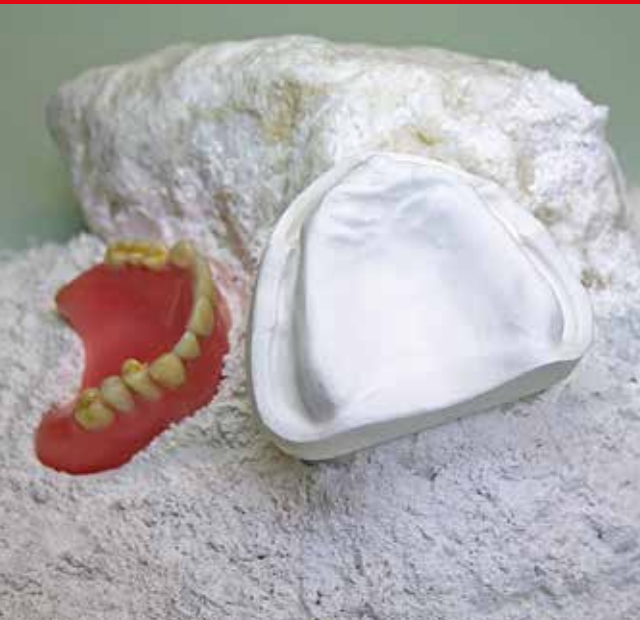


50 MPa

24 h



Product	Colour	25 kg bag REF	25 kg carton REF
<b>Modelit®</b>	blue	200634	200639
	yellow	200624	200629
<b>Marmodent®</b>	blue	200824	200828
	yellow	200814	200818
	green	200844	200848
	pink	201834	201839
	natural white	200834	200838
<b>Marmodent® S</b>	blue	208244	208249
	yellow	208144	208149
	super white	208344	208349



## Neo Marmorit® E Natural material

A special formulated dental stone with a high setting expansion. This special gypsum is used for the model creation and the investing during the use with dental acrylics where a high expansion is necessary to compensate the shrinkage of the acrylic dentures (e.g. SR Ivocap Injection System). Neo Marmorit® E is also usable for all flexible resins (e.g. Valplast; Flexstar / Nobilium).

### Recommendation:

Acrylic dentures

25 ml / 100 g    
 5-6 min.    
 10-12 min.    
 2 h    
 30 MPa    
 60 MPa  
 ↑↑↑↑     ↑↑↑↑  
 1 h     24 h



## Natura Natural material (orthodontics)

A volume-retaining dental hard stone, which is used for orthodontics. Its smooth surface and high pressure resistance are special characteristics of this natural hard stone.

### Recommendation:

working and checkbite casts, acrylic dentures, repairs, relines, situation casts, orthodontics, very white show models

30 ml / 100 g    
 5-6 min.    
 10-12 min.    
 2 h    
 30 MPa    
 60 MPa  
 ↑↑↑↑     ↑↑↑↑  
 1 h     24 h



## Ortho Plaster Natural material (orthodontics)

It is used for orthodontic casts and study models, easy to mix, has a good fluidity and is harder than ordinary orthodontic hard stones. Easy to grind and polish. Furthermore a shiny, ultra white surface can be achieved.

### Recommendation:

orthodontics, very white show models

35 ml / 100 g    
 8 min.    
 13-15 min.    
 2 h    
 30 MPa    
 62 MPa  
 ↑↑↑↑     ↑↑↑↑  
 1 h     24 h

Product	Colour	25 kg bag REF	25 kg carton REF	5 kg bag REF	4 x 5 kg bag REF
Neo Marmorit® E	white	-	-	200240	200241
Natura	super white	200224	200229		
Ortho Plaster	snow white	-	22,7 kg 200493		



### Marmorock® Saphir Synthetic material

An extremely hard super hard stone with a snap-set effect (long working time). You can demould the die stone after 30 minutes and work on it. Marmorock® Saphir has a very creamy flowing property with a high thixotropy and low expansion. The extraordinary colours depend on special compounds which are scannable, absolutely homogenous and free from reams.

**Recommendation:**

implant models, saw-cut models, master models, scannable

20 ml / 100 g
 6-8 min.
 12-14 min.
 2 h
 65 MPa / 1 h
 90 MPa / 24 h



### Marmoplast® N Resin-stabilized material

Marmoplast® N is possessing a high edge stability and low expansion. Marmoplast N is not brittle and does not splinter as easily as other super hard stones. Super smooth surface and especially high fluidity.

**Recommendation:**

implant models, saw-cut models, master models

20 ml / 100 g
 7-8 min.
 15-17 min.
 2 h
 60 MPa / 1 h
 90 MPa / 24 h



Product	Colour	25 kg bag REF	25 kg carton REF	4 x 5 kg bag REF	5 kg bag REF
<b>Marmorock® Saphir</b>	golden brown	-	-	206602	206600
	ivory	-	-	206612	206610
	maize yellow	-	-	206622	206620
	light grey	-	-	206632	206630
<b>Marmoplast® N</b>	golden brown	170104	170109	170108	170101
	ivory	171004	171009	171008	171000
	apricot	171014	171019	171018	171010
	pearl grey	171024	171029	171028	171020



## Marmorock® 20 Natural material

A fine flowing and thixotropic super hard stone with an exceptional hardness. Outstanding edge stability and compressive strength, very good resistance to scratching and breakage while having a minimum expansion. Also available as Marmorock Speed, where a quick setting time (6-7 minutes) is desired.

### Recommendation:

implant models, saw-cut models, master models



## Marmorock® 22 Natural material

A reliable and thixotropic super hard stone with a high hardness. Marmorock® 22 offers smooth surfaces and good edge stability combined with a very low expansion.

### Recommendation:

implant models, saw-cut models, master models



## Marmorock® 24 Natural material

A medium hard and thixotropic super hard stone. Marmorock® 24 offers smooth surfaces and good edge stability combined with a low expansion.

### Recommendation:

saw-cut models, control models, orthodontic cases, models for partial frameworks



Product	Colour	25 kg bag REF	25 kg carton REF	4 x 5 kg bag REF	5 kg bag REF
<b>Marmorock® 20</b>	golden brown	200594	200592	200599	200598
	yellow	205904	205902	205909	205908
	green	205914	205912	205919	205918
	white	200604	200609	200602	200608
<b>Marmorock® 22</b>	golden brown	205924	205922	205929	205928
	yellow	205934	205932	205939	205938
	green	205944	205942	205949	205948
	white	206014	206012	206019	206018
<b>Marmorock® 24</b>	golden brown	205954	205952	205959	205958
	white	206024	206022	206029	206028

### Marmorock® Speed Natural material

A special short setting super hard stone for carrying out urgent repairs and urgent works where a high compressive strength, low expansion and thixotropic properties are desired. Due its quick setting time the gypsum model can be removed after 10-15 minutes and further work complete on it.

**Recommendation:**

implant models, saw-cut models, master models, repairs

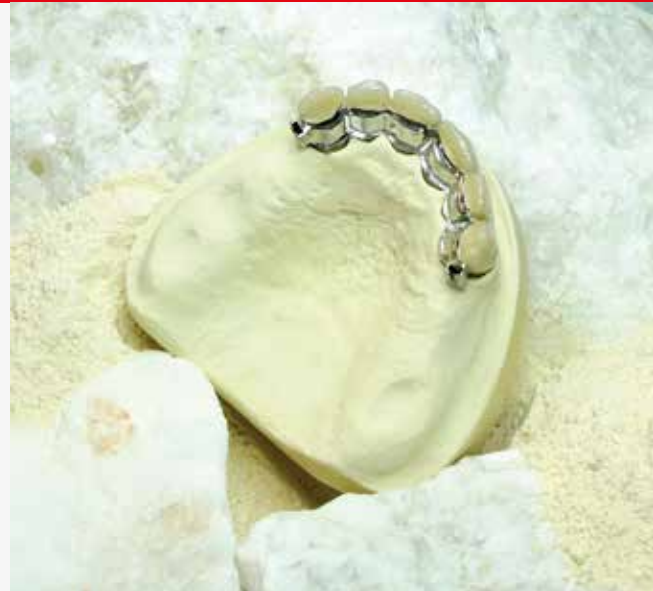








20 ml / 100 g    3-4 min.    5-6 min.    2 h    1 h    24 h



### Japan-Stone Synthetic material

An exceptional super hard stone of type 4 with low setting expansion, high accuracy of fit, an enormous hardness, special fluidity and a smooth and resistant surface.

**Recommendation:**

implant models, saw-cut models, master models









20 ml / 100 g    5-6 min.    10-12 min.    2 h    1 h    24 h



### Neo Stone Synthetic material

A super hard stone of type 4 made of mineral raw material and synthetic additives. It is characterized by its low expansion and high edge resistance. This gypsum is ideally suited for stump and saw casts and guarantees constant processing and setting properties.

**Recommendation:**

master models, control models, working and checkbite casts, orthodontics, very white show models









23 ml / 100 g    5-6 min.    10-12 min.    2 h    1 h    24 h



Product	Colour	25 kg bag REF	25 kg carton REF	4 x 5 kg bag REF	5 kg bag REF
<b>Marmorock® Speed</b>	golden brown	206104	206109	206101	206100
<b>Japan-Stone</b>	golden brown	200184	200189	200188	200180
	super white	200174	200179	200178	200170
<b>Neo Stone</b>	pink	200884	200882	200888	200880
	super white	208834	208832	208838	208830



**Die Stone** Natural material

For stump casts, crowns and bridges, high accuracy of fit as a result of low setting expansion, very smooth and hard surface.

**Recommendation:**

saw-cut models, master models









22 ml / 100 g      6-7 min.      10-13 min.      2 h      1 h      24 h



**Excalibur** Natural material

This material is excellently suitable for precision works. Its high degree of hardness provides good trimability and the outstanding scratch and pressure resistance are ideal for the production of crowns, bridges and partial dentures.

**Recommendation:**

saw-cut models, master models









22 ml / 100 g      7-8 min.      11-13 min.      2 h      1 h      24 h

Product	Colour	25 kg bag REF	25 kg carton REF	4x5 kg bag REF	5 kg bag REF
<b>Die Stone</b>	peach	200474	(22,7 kg) 200475	200479	200477
<b>Excalibur</b>	golden brown	204554	204559	204558	204550
	green	204544	204549	204548	204541
	white	204534	204539	204538	204531

## Base Stone

For the setting of dental coroneae, pre-walls, reamed sockets, and the fixing of inner linings and orthodontic models. With this setting base stone, the expansion properties are adjusted to suit type 4 super hard stone, tension-free models and the accurate introduction of pins.

### Recommendation:

sockets for master models if using dowel pins, pin systems



25 ml / 100 g



3 min.



6-8 min.



2 h



40 MPa

1 h



65 MPa

24 h



## Base Stone FL

An extremely fine-flowing super hard stone for basing models without using a vibrator. The powder-water-mixture can be directly poured out of the mixing bowl into the base former.

### Recommendation:

sockets for master models if using dowel pins, pin systems



23 ml / 100 g



5-6 min.



10-12 min.



2 h



50 MPa

1 h



70 MPa

24 h



## CAM-Stone N

Special stone for scanning systems

CAM-Stone N has been developed for opto-electronic scanning. It prevents interfering reflections in the defined wave-lengths. By using CAM-Stone N the coating of the gypsum model is not necessary. The short setting time allows a fast chairside treatment.

### Recommendation:

implant models, saw-cut models, master models, scannable



20 ml / 100 g



4 min.



7-9 min.



2 h



60 MPa

1 h



90 MPa

24 h



Product	Colour	25 kg bag REF	25 kg carton REF	4 x 5 kg bag REF	5 kg bag REF
<b>Base Stone</b>	pink	209884	209889	209881	209882
	white	209834	209839	209831	209832
<b>Base Stone FL</b>	green	209864	209869	209861	209860
	blue	209854	209859	209851	209850
	white	209844	209849	209841	209840
	deep blue	229854	229859	229851	229850
	terracotta	298604	298605	298601	298600
<b>CAM-Stone N</b>	ivory	205124	205129	205121	205120



### MarmoDie Natural material

Because of the high compressive strength and the good scratch resistance it's perfect for many requirements. It's high expansion compensates for the contraction of other materials.

**Recommendation:**

saw-cut models, master models, control models









21 ml / 100 g    6-7 min.    10-13 min.    2 h    45 MPa / 1 h    90 MPa / 24 h



### Marmorock® E Natural material

A fine flowing thixotropic super hard stone, which offers extraordinary hardness made of high purity natural stone. Its high expansion compensates for the contraction of other material. Marmorock E has a high scratch and fracture resistance and is especially suitable for first class prosthesis.

**Recommendation:**

saw-cut models, master models, control models









20 ml / 100 g    6-7 min.    12-14 min.    2 h    60 MPa / 1 h    90 MPa / 24 h

Productg	Colour	25 kg bag REF	25 kg carton REF	4 x 5 kg bag REF	5 kg bag REF
<b>MarmoDie</b>	green	-	(22,7 kg) 204316	204311	204310
	golden brown	-	(22,7 kg) 200436	200431	200430
<b>Marmorock® E</b>	golden brown	200614	200619	200611	200610

### Rapidex Setting accelerator

A tried and tested setting accelerator for all conventional types of gypsum.

1 kg	can	REF 200404
5 kg	bucket	REF 200400



### GipEx Gypsum dissolving agent

For the removal of residual gypsum from prostheses, artificial resin crown etc.. Non-acid and ideal for use in ultrasonic equipment. Solution ready for use.

1.000 ml	bottle	REF 207401
5.000 ml	canister	REF 207402



### GipEx Tabs

GipEx Tabs High reactive binder for dental gypsum and phosphate bound investments in the gypsum separator. Prevents waste pipe blockage, reduces unpleasant smells and facilitates separator cleaning.

2 pieces	(test set)	REF 207410
10 pieces		REF 207411
25 pieces		REF 207412



### Marmosep G Gypsum/Gypsum separating agent

A specially developed gypsum/gypsum separating agent for use with Base stone FL. Marmosep G dries quickly, seals the surface effectively and does not create a greasy film. Application: Spray the gypsum model at a distance of approx. 20 cm and allow to dry. Do not allow „puddles“ to build up!

250 ml	spray bottle	REF 207335
1.000 ml	refill bottle	REF 207331



### Marmosep K Gypsum against acrylics

Alginate based insulating agent for hot and cold polymerisates, for gypsum casts using acrylics. Its thin and smooth coat is resistant against scratching and insulates reliably.

1.000 ml	bottle	REF 200731
5.000 ml	canister	REF 200732





**Gisan** Gypsum against wax

For sealing of model surfaces. Gisan does not lose its separating capability even at extremely high temperatures.

30 ml	glass bottle	REF 207320
1.000 ml	refill bottle	REF 207321



**Algidur-Liquid** Alginate neutralizer

Neutralizer and disinfectant agent for alginate impressions, prevents emission of alginic acid and thus produces smooth gypsum casts. Algidur-Liquid can be used for all kinds of alginates.

250 ml	spray bottle	REF 200740
1.000 ml	refill bottle	REF 200741
5.000 ml	canister	REF 200742



**Gypsum Gloss** Impregnation for gypsum models

An environmentally impregnation for all gypsum models. The gypsum models get thru the gloss bath a moisture-, fat- and dust repellent and a shiny surface as well.

4.500 ml	canister	REF 603151
----------	----------	------------



**Gypsum Knife** according to Gritmann

Wooden handle and flask opener. 17 cm.

**Mixing Spatula**

For gypsum, resins and cements. Wooden handle. 21.5 cm.



**Measuring Cylinder**

Filling volumen 100 ml, made from clear and break stable plastic (PMP), graded.

**Aluminium gypsum scoop**

For gypsum and investments, size: 210 mm for approx. 160 g powder

Gypsum Knife	17 cm length	REF 200792
Mixing Spatula	21,5 cm length	REF 200793
Measuring Cylinder	100 ml	REF 200791
Gypsum scoop	210 mm length	REF 200795



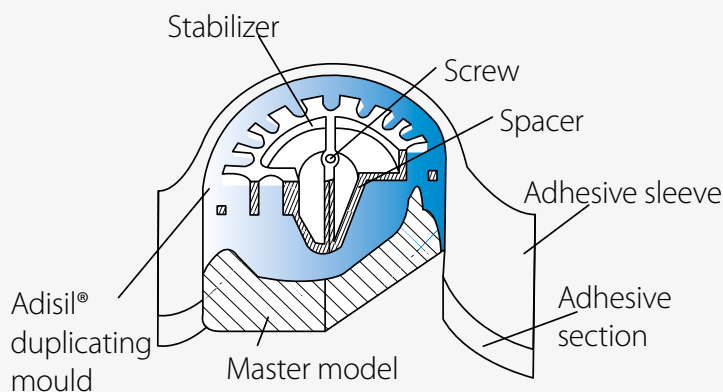
## The SILADENT flaskless duplicating

In dental technology, duplicating models for chrome-cobalt has always involved using flasks in a variety of shapes and sizes. When using the SILADENT system, flasks are no longer required.

In the early 1980's SILADENT introduced a new group of materials to dental technology by developing and formulating silicones which are suitable as alternatives to agar agar-based duplicating gels for duplicating models used in dental technology. This new method of duplicating using silicone was the basis for further innovative developments - especially in materials and technical methods - and has led to the current well-known flaskless SILADENT technique.

For further information about the SILADENT flaskless duplicating technique refer to our handbook for the partial denture frameworks (REF 902005) which may be obtained from our sales representative or direct from the SILADENT technical department.

➔ Handbook for the partial denture frameworks Page 64



The SILADENT flaskless duplicating system



Model with adhesive duplicating tape ready for duplicating



Cross-section of a flaskless duplicating mould



Fixation device for flaskless duplication



### Technical data:

(DIN EN ISO 14356, type 2 - irreversible duplicating material)

Mixing ratio:	9 : 1
Mixing under vacuum:	40 sec.
Working time at 23°C::	approx. 6 min.
Curing time at 23°C:	approx. 30 min.
Tensile strength:	approx. 4,7 MPa
Elongation at break:	approx. 365 %
Tear strength:	approx. 24 N/mm
Shore A hardness:	> 24
Colour:	blue

## Adisil® blue 9 : 1

Addition-curing duplicating silicone for the highest standards. The duplicating silicone for the first flask-less SILADENT system (adhesive tape technique).

- Highly accurate reproduction to within 1/1000 mm
- No shrinkage
- No deterioration
- Excellent tensile strength and tear resistance properties and values
- Virtually no limit to the number of times the duplicating mould can be poured

1 kg	Components A + B	REF 101001
4 kg	Components A + B	REF 101004
6 kg	Components A + B	REF 101007
30 kg	Components A + B	REF 101010



### Technical data:

(DIN EN ISO 14356, type 2 - irreversible duplicating material)

Mixing ratio:	1 : 1
Mixing under vacuum:	40 sec.
Working time at 23°C:	> 5 min.
Curing time at 23°C:	30 - 40 min.
Tensile strength:	approx. 2,2 MPa
Elongation at break:	approx. 310 %
Tear strength:	> 6,5 N/mm
Shore A hardness:	> 24
Colour:	pink

## Adisil® pink 1 : 1

A high-quality addition-curing duplicating silicone with all the prerequisites for the adhesive tape and flasking techniques

- Easy and economical measuring
- Suitable for dispensers
- Ideal low viscosity

2 x 1 kg	Components A + B	REF 101201
2 x 6 kg	Components A + B	REF 101204
2 x 25 kg	Components A + B	REF 101207

## Hydrosil 1 : 1

A new type of addition-curing duplicating silicone. For the first time ever, specially formulated with hydrophilic properties. Its excellent physical properties meet all requirements for use with the proven flaskless SILADENT duplicating system.

- Wetting agents no longer required
- No unwanted reactions within the material chain
- Smoother model surfaces without using wetting agents

2 x 1 kg	Components A + B	REF 101301
2 x 6 kg	Components A + B	REF 101304
2 x 25 kg	Components A + B	REF 101307

## Kontursil 1 : 1

Addition-curing duplicating silicone. Recommended for use in when duplicating with conventional flasks.

- High reproduction of detail graphic accuracy
- Provides for easy model removal due to greater flexibility
- May be mixed with a dispenser

2 x 1 kg	Components A + B	REF 101401
2 x 6 kg	Components A + B	REF 101404
2 x 25 kg	Components A + B	REF 101407



### Technical data:

(DIN EN ISO 14356, type 2 - irreversible duplicating material)

Mixing ratio:	1 : 1
Mixing under vacuum:	40 sec.
Working time at 23°C:	4 - 5 min.
Curing time at 23°C:	approx. 30 min.
Tensile strength:	approx. 2,6 MPa
Elongation at break:	approx. 400 %
Tear strength:	approx. 7,0 N/mm
Shore A hardness:	22 - 24
Colour:	green



### Technical data:

(DIN EN ISO 14356, type 2 - irreversible duplicating material)

Mixing ratio:	1 : 1
Mixing under vacuum:	40 sec.
Working time at 23°C:	> 5 min.
Curing time at 23°C:	30 - 45 min.
Tensile strength:	approx. 1,8 MPa
Elongation at break:	approx. 220 %
Tear strength:	> 3,0 N/mm
Shore A hardness:	16 - 18
Colour:	turquoise



## Adisil® rapid 1 : 1

A rapid-curing, addition-curing duplicating silicone, developed especially for express jobs using adhesive crepe sleeves or flasks. Remove Adisil® rapid from the duplicating mould after just 10 minutes.

- removable from the duplicating mould after 10 minutes
- suitable for use with dispensing units
- tear/ tear growth resistant
- low-viscosity

### Technical data:

(DIN EN ISO 14356, type 2 - irreversible duplicating material)

Mixing ratio:	1 : 1
Mixing under vacuum:	40 sec.
Working time at 23°C:	3 - 4 min.
Curing time at 23°C:	10 min.
Tensile strength:	approx. 2,2 MPa
Elongation at break:	approx. 310 %
Tear strength:	> 6,5 N/mm
Shore A hardness:	25
Colour:	yellow

2 x 1 kg	Components A + B	REF 101231
2 x 6 kg	Components A + B	REF 101234
2 x 25 kg	Components A + B	REF 101237



## Adisil® glasklar 1 : 1

Transparent addition-curing duplicating silicone. Mixing ratio 1 : 1. The physical properties of the earlier product have been improved and the newly developed product is now available.

- Suitable for duplicating single dies and also for the SILADENT duplicating system
- Light-curing composites with a wavelength between 300 and 500 nanometers may be polymerized through the silicone
- Specific uses in prosthetics
- Not suitable for use with dispensers

### Technical data:

(DIN EN ISO 14356, type 2 - irreversible duplicating material)

Mixing ratio:	1 : 1
Mixing under vacuum:	40 sek.
Working time at 23°C:	approx. 4 min.
Curing time at 23°C:	approx. 30 min.
Tensile strength:	approx. 2,5 MPa
Elongation at break:	approx. 200 %
Tear strength:	approx. 7,0 N/mm
Shore A hardness:	18 - 20

2 x 250 g	Components A + B	REF 101100
2 x 1 kg	Components A + B	REF 101101



## Marmogel Duplicating gel, green

An elastic duplicating material for use with gypsum models, gypsum and phosphate bound investments. Marmogel is a reversible hydrocolloid manufactured from high quality, natural ingredients and stabilizing substances.

6 kg

REF 200440

## Dispensing pump

- plastic dispensing pump inclusive lid, suitable for the 6 kg canister for the 1:1 duplicating silicones from SILADENT
- allows an exact weighing of duplicating silicones
- no dipping



for 6 kg canister	large aperture, white, comp. A	<b>REF 101512</b>
for 6 kg canister	large aperture, red, comp. B	<b>REF 101502</b>
for 6 kg canister	small aperture, comp. A+B	<b>REF 101530</b>

## DA 2000 evo 1:1 Dispenser unit for duplicating silicones

Conveys, doses and mixes the silicone fully automatically and provides exactly the desired material quantities at the push of a button. Fast locks available for 2x1 kg and 2x6 kg containers.

**The trick:** The flow rate can be individually regulated.

### DA 2000 evo includes:

- 10 mixing tips,
- fast lock set for 2 x 1 kg
- fast lock set for 2 x 6 kg



Automatic dispenser unit DA 2000 evo 1:1	<b>REF 111508</b>
Disposable mixing tips, pack of 100, pink	<b>REF 111505</b>
Fast-lock with cover for 6 kg canister (A+B)	<b>REF 101513</b>

## Mixing bowl for the vacuum mixer VM 2000

in three sizes (also usable for VM 1000)



small 250 ml	(135 ml max. capacity)	<b>REF 101512</b>
medium 450 ml	(270 ml max. capacity)	<b>REF 101502</b>
large 950 ml	(680 ml max. capacity)	<b>REF 101530</b>



## Neutrasil

Surfactants, Debubblizers

A special alcohol-based liquid for reducing the surface tension of silicone. Neutrasil enhances the flow properties of the investment and facilitates the fabrication of perfect duplicating models.

**Not suitable for alginates, hydrocolloids and polyethers!**

250 ml pump spray bottle  
1.000 ml refill bottle

REF 101603  
REF 101604



## Neutralit

A universal liquid for neutralising and wetting silicone, wax, metal and plastic surfaces. Neutralit does not form a film and is compatible with all silicone-based impression and duplicating materials.

**Not suitable for alginates, hydrocolloids and polyethers!**

250 ml pump spray bottle  
1.000 ml refill bottle

REF 101601  
REF 101602



## Gipsil

Surfactant based debubblizer specially for pouring bubblefree gypsum models in silicone and polyether impressions.

250 ml pump spray bottle  
1.000 ml refill bottle

REF 101605  
REF 101606



## Spray bottle

For spraying Neutrasil, Neutralit, Gipsil surfactants (propellant-free).

250 ml Spray bottle

REF 504106



## Fixation device

Device for positioning the stabilizer when using the SILADENT flaskless duplicating procedure.

Fixation device

REF 101701

## Duplicating cross

Device for flaskless duplication without the fixation device. A practical accessory when the duplicating material is to be vulcanised cured under pressure.



Duplicating cross

REF 101702

## Stabilizer, white

For stabilizing the silicone mould when using the SILADENT flaskless duplicating procedure.

Supplied in four sizes.



Size	1	57 x 44 mm	REF 101703
Size	2	62 x 48 mm	REF 101704
Size	3	66 x 55 mm	REF 101705
Size	4	72 x 60 mm	REF 101706

## Adhesive duplicating tape

Duplicating ring material for the flaskless SILADENT duplicating procedure.

40 m Adhesive duplicating tape

REF 101707



## Adhesive duplicating tape

with space-maintaining adhesive surface.

Adhesive tape with a thicker adhesive strip to allow for more space between the model and duplicating silicone.

25 m Adhesive duplicating tape with space-maintaining surface

REF 101708


## Economical duplicating flasks, blue

Plastic duplicating flask with 3 sections for cost saving, problemfree duplicating with Kontursil. Consists of a flask base, flask ring and stabilizer.


Supplied in two sizes.



Flask complete	size 1	REF 101709
Flask complete	size 2	REF 101713
Flask base single	size 1 (68 x 84 mm)	REF 101710
Flask base single	size 2 (73 x 91 mm)	REF 101714
Flask ring single	size 1 (68 x 84 mm)	REF 101711
Flask ring single	size 2 (73 x 91 mm)	REF 101715
Stabilizer with retention retainers, single	size 1	REF 101712
Stabilizer with retention retainers, single	size 2	REF 101716



The plough-share mixer mixes the components efficiently and swiftly.



Quartz, the main component, magnified one hundred times by a raster electron microscope.



## SILADENT investments

Essential components of the **SILADENT** technique are phosphate-bonded investments, specially developed for casting all types of dental alloys.

**SILADENT** investments, cover all applications, from fine-particle for use when casting CrCo partial frameworks or ne to ultra-fine for crown and bridge cases, including speed technique or for conventional burnout with different temperature hold-stages or for both.

Since the eighties **SILADENT** develops phosphate-bonded precision investments. Top priority has always been given to the requirements of dental technicians in their often hectic, work day. The result of this development is an established technique that has been copied many times.

In our ultra-modern mixing plants we manufacture our investments in mixing units for loading the blast furnaces batches. Our manufacturing process is based on high-quality raw materials and a balanced composition, ensuring long-term consistent product quality. Comprehensive production control and accurate documentation help us guarantee reliable results and consistently high precision of fit and surface quality. Not only the technical specifications but also the technical application of every production load batch are precisely controlled. This offers us and our customers complete confidence when using our investments. We command high standards from the all test results and manufacture only consistently high quality product demanded by our customers' requirements.

## Silavest® Press for pressable ceramics

A phosphate bonded, graphite free precision investment especially developed for all pressable ceramic systems in the speed casting technique. Silavest® Press can be used for the press to metal and press to zirconium system. This super fine investment guarantees a perfect fitting and very smooth surface.

- produces only very thin reaction layers, therefore it's recommended for pressing all kinds of lithium disilicate ceramics.
- excellent expansion control
- super fine powder, very creamy consistency and working properties
- the well-balanced grading curve guarantees very smooth surfaces of the ceramics
- fast preheating saves time

Silavest® Press should be used with **SILADENT liquid type 100!**



## Silavest® Evolution

A phosphate-bonded, graphite-free speed cast investment with exceptional properties for the crown and bridge technique. Silavest® Evolution is especially developed for casting BÄR-LIGHT® (selection GmbH -dental-) with a reduced preheating temperature of only 700 °C und a shortened holding time in the preheating furnace (approx. 30 minutes). Silavest® Evolution is also usable for other non-precious alloys.

Silavest® Evolution should be used with SILADENT **liquid type 100**.



5 kg carton 32 x 160 g sachets

REF 121921

## Premium

Phosphate-bonded, graphite-free precision investment with a variety of uses and exceptional properties. For fast or conventional burnout. Suitable for crown and bridge cases and combi techniques as well as pressable ceramic systems.

- Universal application
- Expansion precisely regulated by using varying the liquid concentration
- Very smooth casting surfaces with an excellent and reproducible fit
- Well-proven for pressable ceramics
- Suitable for all dental alloys (except titanium!)
- Easy storage and better value because of its universal range of applications.

Premium should be used with SILADENT **liquid type 100!**



5 kg carton 32 x 160 g sachets

REF 101801

20 kg carton 125 x 160 g sachets

REF 101802

20 kg carton 4 aluminium bags à 5 kg

REF 101803

12 kg carton 200 x 60 g sachets

REF 101814

## Presto Vest II

The logical further development of the predecessor product Presto Vest. Presto Vest II is a phosphate-bonded, special speed investment with a ultrafine corn size for crown and bridge work.

- Sufficient expansion even for CrCo alloys
- Excellent surfaces smoothness due to ultra-fine particles
- Fast preheating saves time
- Effortless deinvesting
- May be used with conventional rings or ringless. Expansion is unrestricted when ringless methods are utilized.
- Excellent both with precious or non-precious alloys as well as palladium-based alloys
- Ideal ow properties
- Sufficient working time

Presto Vest II should be used with SILADENT **liquid type 100!**



5 kg carton 32 x 160 g sachets

REF 101911

20 kg carton 125 x 160 g sachets

REF 101912



## JET 2000

Precision investment for the CrCo rapid burnout procedure. JET 2000 can be placed in a furnace preheated to 1.050°C, thus solving problems of deadlines in the CrCo department. This investment is used whenever precision casting is required within time imposed deadlines.

- Precisely regulated expansion ensures excellent fit.
- Consistent quality castings with high precision in detail reproduction and surface smoothness.
- It's excellent ow properties makes investing easier and helps to prevent unwanted air bubbles.
- Easy divesting saves unnecessary labor and warpage.

JET 2000 should be used with SILADENT **liquid type 100!**

5 kg carton	28 x 180 g sachets	<b>REF 102101</b>
20 kg carton	112 x 180 g sachets	<b>REF 102102</b>
20 kg carton	50 x 400 g sachets	<b>REF 102103</b>
20 kg carton	4 x 5 kg aluminium bags	<b>REF 102104</b>



## Micro

A fine, phosphate-bonded, graphite-free precision investment. Micro is suitable for use as a CrCo investment and also used successfully in for crown and bridgework technique. As with Granisit®, expansion is regulated by using liquid types 100 or 140 liquids.

- A super-fine particle size ensures exact reproduction of detail and very smooth casting surfaces
- Expansion is precisely regulated by varying the concentration of the liquid
- Excellent ow properties

5 kg carton	28 x 180 g sachets	<b>REF 102201</b>
20 kg carton	112 x 180 g sachets	<b>REF 102202</b>
20 kg carton	50 x 400 g sachets	<b>REF 102203</b>
20 kg carton	4 x 5 kg aluminium bags	<b>REF 102204</b>



## Granisit®

Granisit® has been relied upon as the classic SILADENT CrCo investment for precision fit and smooth surface. Phosphate-bonded, graphite-free precision investment.

- Suitable for all precious, semi-precious and CrCo alloys
- The amount of expansion may be precisely regulated by varying the concentration of the expansion liquid
- Expansion is regulated using type 100 liquid. When investing CrCo telescopic crowns use type 140 liquid
- High marginal stability and reproduction of detail graphic accuracy
- Very smooth casting surfaces and excellent reproduction of details.

5 kg carton	28 x 180 g sachets	<b>REF 102301</b>
20 kg carton	112 x 180 g sachets	<b>REF 102302</b>
20 kg carton	50 x 400 g sachets	<b>REF 102303</b>
20 kg carton	4 x 5 kg aluminium bags	<b>REF 102304</b>

## Granisit® XF Speed

GRANISIT® XF Speed is a phosphate bonded, graphite free and very fine grain precision investment for partial denture frameworks. It is usable for the conventional and speed casting technique and is suitable for casting all types of dental alloys.

- super fine grain size, creamy consistency
- perfect fitting, very smooth casting surfaces, excellent reproduction of details
- easy divesting

Granisit® XF Speed should be used with SILADENT **liquid type 100!**



5 kg carton	28 x 180 g sachets	REF 102310
20 kg carton	112 x 180 g sachets	REF 102311
20 kg carton	50 x 400 g sachets à 5 kg	REF 102312

## Granisit® RPS

A super fine phosphate bonded, graphite free precision investment for the production of partial denture frameworks. Granisit® RPS is developed especially for the casting of 3D-printed and milled wax & resin parts.

- super fine corn size, creamy consistency
- perfect fitting, very smooth casting surface
- easy to divest

Granisit® RPS should be used with SILADENT **liquid type 100!**



20 kg carton	50 x 400 g sachets	REF 102332
20 kg carton	4 x 5 kg aluminium bags	REF 102334



## Marmovest G Speed casting investment

for crown and bridge, white.

Gypsum-bounded and graphite-free precision investment for precious metals and low-melting alloys. Expansion can be regulated by the ratio of water used. Fine-grained. High degree of accuracy and surface quality. Can be put into a preheated furnace.

5 kg	bag	REF 202501
20 kg	4 x 5 kg aluminium bags	REF 202505



## Vesto Soldering compound

Many years of experience made this investment compound an absolute high-quality material. Embedded workpieces are not influenced, neither by expansion nor by contraction of the investment compound. Especially suitable for the soldering of secondary parts on model cast prostheses and of repairs. Vesto has an extremely high heat resistance and can be processed immediately using a large flame.

5 kg	paper bag	REF 200270
10 kg	bucket	REF 200273
25 kg	paper bag	REF 200274

## Expansion liquid, type 100

Standard expansion liquid for Granisit®, Micro, JET 2000, Granisit® XF Speed, Granisit® RPS, Presto Vest II, Premium, Silavest® Press, Silavest® Gold, TeleVest, Silavest® Evolution.

1 litre	bootle	REF 102401
3 litre	canister	REF 102402
10 litre	canister	REF 102422
25 litre	canister	REF 102403
opener for 3 litre canister expansion liquid type 100 (red canister)		REF 503000



## Expansion liquid, type 140

Special liquid contains a higher proportion of silica solution and other particles for higher expansion values. Type 140 is the standard liquid when fabricating CrCo telescopic work and also for other phosphate-bonded investments.

1 litre	bottle	REF 102404
3 litre	canister	REF 102405
10 litre	canister	REF 102425
25 litre	canister	REF 102406



## Liquid dispensing bottle

Premixed expansion liquid may be measured out exactly according to requirements using the measuring syringe in conjunction with liquid dispensing bottle.

- No further premixing required before each investing
- Allows more exact measurement of the different liquid concentrations

1000 ml liquid dispensing bottle	with a special cap for the measuring syringe	REF 102407
----------------------------------	--	------------



## Measuring syringe

Measuring syringe for dispensing expansion liquid and small amounts of Adisil® blue hardener.

Measuring syringe 50 ml	REF 102408
-------------------------	------------





### Universal Thermostat

Fixture for the refrigerator. This thermostat regulates the temperature of any refrigerator from 5 °C - 30 °C to. This allows investments and liquid to be stored at the recommended working temperature of 17 °C - 19 °C.

Universal Thermostat

REF 102499



### Wax adhesive

Residue-free adhesive for use with preformed wax patterns on unhardened SILADENT CrCo investment duplicate models. The wax adhesive should be applied thinly to ensure retention of the patterns on the duplicate model.

30 ml bottle

REF 102501

100 ml bottle

REF 102502



### Disposable ring tape

Adhesive disposable ring tape for use when investing CrCo. Advantages compared to conventional casting rings:

- The surface area of the investment mould's outer surface is increased considerably due to the corrugated effect of the ring material
- This increases the amount of heat absorbed during burnout
- The diameter of the mould is no greater than that of the duplicate model
- This saves investment and space within the furnace.

25 m Disposable ring tape

REF 102601



### Sprue formers

Made from flexible injection-molded plastic for multiple use as a sprue-former in CrCo rings.


Pack of 100

REF 112602

## SILADENT Silicone sleeves

All SILADENT investments may be used without metal rings. SILADENT silicone sleeves with plastic base plates are an economical alternative to metal rings and rubber bases. Using this method, the wax pattern is affixed to the plastic base plate with a sprue in the usual way. The silicone sleeve is placed over this and the wax pattern invested using the normal procedure. The base plate and silicone sleeve are removed prior to placing the ring in either a hot or cold furnace. With proper care, these accessories may be reused indefinitely.

- Heat treatment of metal rings is no longer required
- Ring liners are no longer required
- Divesting is much easier
- Considerable savings in time and material cost
- Allows overall uniform expansion of the investment
- The outer wall of the mould has a greater surface area due to the corrugated inner surface of the silicone sleeve
- Heat is absorbed faster, shortening the preheating procedure and allowing casting to be carried out sooner.



## Silicone sleeves, round

for economic, direct investing with the model base plate for crown and bridge work.

- Vertical groove structure on the inside of the ring increases the surface area.
- Setting expansion is not affected, ensuring an optimum fit of the casting.
- Use of a silicone sleeve ensures a more uniform heat uptake and controlled cooling of the mould.



Size 3	Round silicone sleeves, Ø inner: 45 mm	REF 102609
Size 6	Round silicone sleeves, Ø inner: 62 mm	REF 102610
Size 9	Round silicone sleeves, Ø inner: 75 mm	REF 102611

## Base plates, round

Sprue formers are supplied with these silicone sleeves in sizes 3, 6 and 9.



Size 3	Round base plates with sprue former, white	REF 102612
Size 6	Round base plates with sprue former, white	REF 102613
Size 9	Round base plates with sprue former, white	REF 102614



### Silicone sleeves, model form

For economic, direct investing with the model-shaped base plate. Also usable for the crowns and bridge technique.

- Vertical groove structure on the inside of the ring increases the surface area.
- Setting expansion is not affected, ensuring an optimum fit of the casting.
- Use of a silicone sleeve ensures a more uniform heat uptake and controlled cooling of the mould.
- The whole span of the pattern can be placed at the same distance from the mould wall, optimising the fit of the casting.

Size 0	Ø 70 x 55 mm	REF 102617
Size 1	Ø 75 x 60 mm	REF 102603
Size 2	Ø 80 x 65 mm	REF 102604
Size 3	Ø 90 x 55 mm	REF 102605



### Model-shaped base plate, white, model form

For CrCo and ringless direct-wax investing with the model-shaped silicone sleeve.



Base plate Model-shaped, without sprue-former		
Size 0	Ø 70 x 55 mm	REF 102622
Size 1	Ø 75 x 60 mm	REF 102606
Size 2	Ø 80 x 65 mm	REF 102607
Size 3	Ø 90 x 55 mm	REF 102608
Base plate Model-shaped, with sprue-former		
Size 0	Ø 70 x 55 mm	REF 102618
Size 1	Ø 75 x 60 mm	REF 102619
Size 2	Ø 80 x 65 mm	REF 102620
Size 3	Ø 90 x 75 mm	REF 102621



### Silicone Sleeves Ceram

For all well known pressable ceramic systems.

- The corrugated effect of the mue surface area will regulate the solidication of the ceramic
- Easy handling

Silicone sleeve ceram 100 (for 100 g)	REF 102615
Silicone sleeve ceram 200 (for 200 g)	REF 102616



### Muffle system Ceram

Muffle system for silicones sleeves Ceram (for lithium disilicates press systems), available in 2 sizes.

Each set contains 3 mould bases and 3 mould gauges.

Muffle system Ceram 100, Ø 13 mm, pack of 3 sets	REF 226001
Muffle system Ceram 200, Ø 13 mm, pack of 3 sets	REF 226002



## Plunger Aluoxid

- manufactured from high purity aluminium oxide (>99.8% Al<sub>2</sub>O<sub>3</sub>)
- reusable many times
- no micro cracks in the sprues
- Suitable for all common pressable ceramic systems

2 pieces	Plunger Aluoxid, Ø 12 mm, length 37 mm	REF 102660
2 pieces	Plunger Aluoxid, Ø 13 mm, length 35 mm	REF 102661



## Disposable Plunger

- No preheating of the plunger necessary
- Easy to handle
- no more time-consuming divesting of reusable plungers
- no micro cracks in the sprues
- suitable for all common pressable ceramic systems

50 pieces	Disposable Plunger, Ø 12 mm	REF 102650
50 pieces	Disposable Plunger, Ø 13 mm	REF 102655



## Deiberit® modeling pearl wax

A universal pearl wax for the crown and bridge technique.

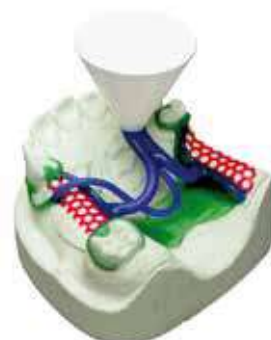
- because of the homogenous pearl form it guarantees an optimal and economical usage
- burns out without residue
- very low shrinkage

100 g can	Deiberit® modeling pearl wax, grey	REF 209250
-----------	------------------------------------	------------



## Spools of wax wire

Wax wire is very important in the SILADENT system, it is used as a sprue for the metal and also as a reservoir, venting sprue, cooling fin and pressure release sprue. If used correctly these will improve the quality of the casting.





## Wax wire

On spools, cross-section: round, colour: blue.

- Residue-free burnout
- Malleable, non-brittle

Ø 2,0 mm	250 g Wax wire	<b>REF 103103</b>
Ø 2,5 mm	250 g Wax wire	<b>REF 103106</b>
Ø 3,0 mm	250 g Wax wire	<b>REF 103104</b>
Ø 3,5 mm	250 g Wax wire	<b>REF 103105</b>
Ø 4,0 mm	250 g Wax wire	<b>REF 103107</b>
Ø 5,0 mm	250 g Wax wire	<b>REF 103108</b>



## Wax profiles

In a plastic box, cross-section: round, length: 135 mm, colour: turquoise.

Ø 0,8 mm	25 g Wax profiles	<b>REF 103101</b>
Ø 1,2 mm	50 g Wax profiles	<b>REF 103102</b>

## Perawax

Sprues with „pear-shaped reservoirs“ – optimum for preventing contraction cavities in dental castings. These sprues were specifically developed for attaching to large volume patterns such as solid full gold crowns, pontics, one-piece bars and implant superstructures. Perawax sprues are made of special burnout wax, are torsion-resistant and available in three sizes.

Colour: red



250 pieces	Perawax small (Ø 6 mm)	<b>REF 103203</b>
250 pieces	Perawax medium (Ø 7 mm)	<b>REF 103204</b>
200 pieces	Perawax large (Ø 8 mm)	<b>REF 103205</b>
50 pieces	Perawax, Set (small, medium, large) with each of 50 pcs	<b>REF 103299</b>

## Perawax NEM

Sprues with a larger head diameter and channel cross section. Especially developed for the casting technique of non precious alloys.

Colour: yellow

150 Stück	Perawax NEM klein (Ø 7 mm)	<b>REF 103250</b>
150 Stück	Perawax NEM mittel (Ø 8 mm)	<b>REF 103251</b>
120 Stück	Perawax NEM groß (Ø 9 mm)	<b>REF 103252</b>
210 Stück	Perawax NEM Sortiment	<b>REF 103253</b>

## SilaPart Sticks

Plastic sticks for stabilizing milled model casting constructions made of PMMA or Wax (SilaPart BioStar). Burns out without residue.  
 Ø 2.0 mm, length 13 cm

30 pieces

SilaPart Sticks

REF 250090



## Conofix pint

Quick-drying die spacer for applying to certain areas of inner copings before duplicating. Intended specifically for use with conical and telescopic crown techniques using non-precious alloys and the SILADENT one-piece casting system.

30 ml

Conofix pint

REF 103206



## Rapid Trimmer ST 100

Pneumatic rapid trimmer – devests all types of investment material and dental gypsum excellently.

- This unit is virtually maintenance-free.
- This compressed air rapid trimmer requires an operating pressure of 5 - 6 bars.
- The higher the air pressure, the higher the power of impact.
- Includes three different chisel heads.



Rapid trimmer ST 100 (incl. 1 set chisel heads, 2 m compressed air hose with coupling nipples)	REF 103600
small chisel head, No. 1 (7 mm)	REF 103601
medium chisel head, No. 2 (9 mm)	REF 103602
large chisel head, No. 3 (11 mm)	REF 103603
Compressed air hose (2 m) with coupling nipple	REF 103604

## Nippers for investments

Breaking resistant plastic handles, stainless steel. No slipping of the hand into the beaks, easy to use, no danger of getting clamped.  
 Length 190 mm.



Nippers for investments

REF 103610



**Technical data:**

(DIN EN ISO 14356, Typ 2 - irreversible duplicating materials)

Mixing ratio:	1 : 1
Mixing under vacuum:	40 sec.
Working time at 23 °C:	> 6 min.
Curing time at 23 °C:	30 - 45 min.
Tensile strength:	approx. 3,0 MPa
Elongation at break:	approx. 360 %
Tear strength:	approx. 5,0 N/mm
Shore A hardness:	12 - 15

**TEK-1 SIL**

Additional curing duplicating silicone with low hardness Shore A and high tear resistance, without any colour pigments. Especially developed for the TEK-1 system.

- High reproduction of duplicated model
- Models are easy to remove thru the low Shore A hardness
- Suitable for all silicone dispensers

2 x 1 kg	component A+B	<b>REF 261001</b>
2 x 6 kg	component A+B	<b>REF 261011</b>
2 x 25 kg	component A+B	<b>REF 261020</b>



**TEK-1 VEST**

TEK-1 Vest is a phosphate bonded, graphite-free precision investment for TEK-1 onepiece-casting and for partial denture framework in the speed casting technique.

- super fine corn size, creamy consistency
- perfect fitting, very smooth casting surface
- easy to divest

TEK-1 VEST should be used with Expansion liquid type 100!

5 kg	TEK-1 VEST carton (28 x 180 g)	<b>REF 261104</b>
20 kg	TEK-1 VEST carton (112 x 180 g)	<b>REF 261103</b>
20 kg	TEK-1 VEST carton (50 x 400 g)	<b>REF 261101</b>
1.000 ml	Expansion liquid type 100	<b>REF 102401</b>
3.000 ml	Expansion liquid type 100	<b>REF 102402</b>



**TEK-1 LEG**

TEK-1 LEG is an universal alloy for all kinds of crown and bridge frameworks. The low hardness allows an easy preparation, milling and polishing. This exceptional alloy is optimal for primary crowns and the secondary constructions according to the SILADENT TEK-1 one-piececasting technology.

TEK-1 LEG can be used with all standard high-sintering bonding porcelains.

Please find the technical data on page 50

500 g	TEK-1 LEG	<b>REF 261200</b>
1.000 g	TEK-1 LEG	<b>REF 261210</b>

## TEK-1 the duplicating

The special duplicating technique for the TEK-1 system.

25 m Disposable ring tape		<b>REF 102601</b>
Base plate Model-shaped without sprue-former	Size 0	<b>REF 102622</b>
	Size 1	<b>REF 102606</b>
	Size 2	<b>REF 102607</b>
	Size 3	<b>REF 102608</b>
Duplicating cross		<b>REF 101702</b>
Stabilizer, white	Size 1	<b>REF 101703</b>
	Size 2	<b>REF 101704</b>
	Size 3	<b>REF 101705</b>
	Size 4	<b>REF 101706</b>



## TEK-1 Felt points

Mounted felt points for the prepolish of the interior surfaces of the secondary crowns in combination with the TEK-1 POL diamond polishing paste.

10 pieces	Felt points	<b>REF 261350</b>
-----------	-------------	-------------------



## TEK-1 POL

TEK-1 POL guarantees for mirror-finish interior surfaces of the secondary crowns. TEK-1 POL will add with the felt points.

200 g can	TEK-1 POL	<b>REF 261340</b>
-----------	-----------	-------------------



## TEK-1 Kemp brushes

For the final high polish of the interior surfaces of the secondary crowns in combination with the TEK-1 POL diamond polishing.

TEK-1 Kemp brushes, hard (white), pack of 10 pieces	<b>REF 261310</b>
TEK-1 Kemp brushes, soft (goat hair), pack of 10 pieces	<b>REF 261320</b>





## TEK-1 Polisher

Silicone Polishers for the prepolish of the secondary crowns;  
Colour: brown.

50 pieces TEK-1 Polisher

REF 261353

## TEK-1 Mandrel

Mandrels for the use with TEK-1 Polishers, 2,35 mm shank.

10 pieces TEK-1 mandrels

REF 261355



## TEK-1 WAX

A self-insulating and elastic dipping wax for the production of primary and secondary crowns in the TEK-1 technique.

200 g can TEK-1 Wax

REF 261330



## TEK-1 starter set

- TEK-1 VEST 20 kg
- TEK-1 WAX 100 g
- TEK-1 Liquid 3 litre
- TEK-1 SIL 2 x 1 kg
- TEK-1 LEG 100 g
- disposable ring tape
- duplicating cross
- stabilizers size 3 & 4, 2 of each
- base plates, size 2 & 3, one of each
- 1 x 100 ml measuring cylinder
- TEK-1 handbook

TEK-1 starter set only available after a TEK-1 training course REF 261500

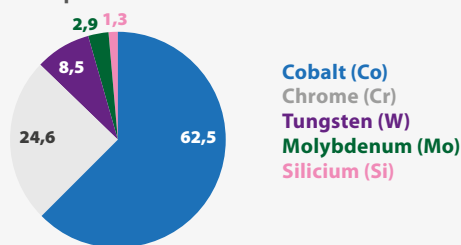
## Adorbond CC Powder

ADORBOND® CC Powder 10-30µm is a dental partial denture alloy based on cobalt. ADORBOND® CC Powder 10-30 µm is free from nickel, cadmium, beryllium and lead and fulfils the standards of EN ISO 22674 type 5 for appliances in which parts require the combination of high stiffness and strength, e.g. thin removable partial dentures, parts with thin cross-sections and clasps. ADORBOND® CC Powder 10-30 µm can be used as a partial denture alloy as well as a metal-ceramic alloy.

### Advantages

- Free from nickel, cadmium and beryllium
- Especially good for applications with thin cross-sections that are exposed to very high forces
- CE-certified
- Depending on the ceramic, no cooling phase is necessary

### Composition



5 kg can ADORBOND CC Powder 10/30 REF 112812

5 kg can ADORBOND CC Powder 15/45 REF 112813

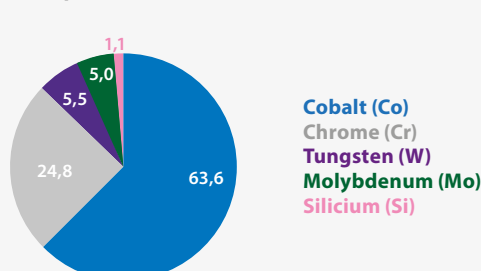
## Adorbond CC Plus Powder

ADORBOND® CC PLUS is a dental partial denture alloy based on cobalt. ADORBOND® CC Powder 10-30 µm is free from nickel, cadmium, beryllium and lead and fulfils the standards of EN ISO 22674 type 5 for appliances in which parts require the combination of high stiffness and strength, e.g. thin removable partial dentures, parts with thin cross-sections and clasps. ADORBOND® CC Powder 10-30 µm can be used as a partial denture alloy as well as a metal-ceramic alloy.

### Advantages

- Free from nickel, cadmium and beryllium
- Especially good for applications with thin cross-sections that are exposed to very high forces
- CE-certified
- Depending on the ceramic, no cooling phase is necessary

### Composition



5 kg can ADORBOND CC PLUS Powder 10/30 REF 112814

5 kg can ADORBOND CC PLUS Powder 15/45 REF 112815



### Technical data

Particle size (µm)	10-30 / 15-45
Density (g/cm³)	8,3
Vickers hardness (HV10)	515 / 285
WAK 25–500 °C (10 <sup>-6</sup> K <sup>-1</sup> )	13,9
WAK 20–600 °C (10 <sup>-6</sup> K <sup>-1</sup> )	14,0
Melting interval (°C)	1.304–1.369
Firing temperature T <sub>B</sub> ,max (°C)	980
Yield strength (R <sub>p0,2</sub> MPa / N/mm²)	1047 / 1068
Modulus of elasticity (GPa) approx	171.000 / 236.000
Tensile elongation at break A5 (%)	2,4 / 2,8



### Technical data

Particle size (µm)	10-30 / 15-45
Density (g/cm³)	8,2
Vickers hardness (HV10)	520 / 320
WAK 25–500 °C (10 <sup>-6</sup> K <sup>-1</sup> )	14,3
WAK 20–600 °C (10 <sup>-6</sup> K <sup>-1</sup> )	14,5
Melting interval (°C)	1.360–1.420
Firing temperature T <sub>B</sub> ,max (°C)	980
Yield strength (R <sub>p0,2</sub> MPa / N/mm²)	1020 / 1120
Modulus of elasticity (GPa) approx	275.000 / 200.000
Tensile elongation at break A5 (%)	5,0 / 4,0



**Technical data**

Proof stress 0,2 % (MPa):	609
Elongation at rupture (%):	6,2
Modulus of elasticity (GPa):	200
Vickers hardness HV 10:	390
Density (g/cm3):	8,3
Melting range (°C):	1.340 - 1.400
Casting temperature (°C):	1.450
Recommended investment:	Granisit® Micro Jet 2000 Granisit® XF Speed Granisit® RPS



**Technical data**

Proof stress 0,2 % (MPa):	545
Elongation at rupture (%):	6,0
Modulus of elasticity (GPa):	209
Vickers hardness HV 10:	394
Density (g/cm3):	8,3
Melting range (°C):	1.321 - 1.407
Casting temperature (°C):	1.460
Recommended investment:	Granisit® Micro Jet 2000 Granisit® XF Speed Granisit® RPS

## Modiral® S

**Area of application:**

Non precious alloy based on cobalt for removable dentures acc. DIN EN ISO 22674, type 5.

**Characteristics:**

Modiral® S is a universal alloy for partial denture frameworks with clasps. This universal alloy has an optimized flow-rating. The casted partials are easy to prepare and polish.

Modiral® S is very corrosionresistant and free of beryllium, indium and gallium.

**Composition:** Co 62,0%, Cr 31,0%, Mo 5,0%

**Other <1%:** Si, C, Mn, Fe

1.000 g Modiral® S

REF 102801

## Biral 2000 H

**Area of application:**

Non precious alloy based on cobalt for removable dentures acc. DIN EN ISO 22674, type 5.

**Characteristics:**

Biral 2000 H is a partial framework alloy especially for combined prosthetics and partials with clasps. The technical properties allow thin constructions with a high stability and strength.

Biral 2000 H is very corrosionresistant and free of beryllium, indium and gallium.

**Composition:** Co 63,0%, Cr 29,0%, Mo 6,5%

**Other <1%:** Si, C, Mn, Fe

1.000 g Biral 2000 H

REF 102802



## V-Alloy II

### Area of application:

Non precious alloy based on cobalt for removable dentures acc. DIN EN ISO 22674, type 5.

### Characteristics:

V-Alloy II is a universal alloy for all kinds of partial denture frame-works. This alloy has optimized elastic properties and allows a perfect deformation for the clasps.

V-Alloy II is very corrosionresistant and free of like beryllium, indium and gallium.

**Composition:** Co 64,0%, Cr 29,0%, Mo 6,0%

**Other <1%:** Si, C, Mn, Fe



### Technical data

Proof stress 0,2 % (MPa):	579
Elongation at rupture (%):	6,3
Modulus of elasticity (GPa):	211
Vickers hardness HV 10:	386
Density (g/cm <sup>3</sup> ):	8,4
Melting range (°C):	1.350 - 1.406
Casting temperature (°C):	1.445
Recommended investment:	Granisit® Micro Jet 2000 Granisit® XF Speed Granisit® RPS

1.000 g

V-Alloy II

REF 102803

## V-Alloy FG

### Area of application:

Non precious alloy based on cobalt for removable dentures acc. DIN EN ISO 22674, type 5.

### Characteristics:

V-Alloy FG is a well-balanced alloy with excellent mechanical properties.

V-Alloy FG is perfectly suitable if highest elastic properties are required. The casting-sticks are produced under vacuum and have optimized casting attributes.

**Composition:** Co 63,0%, Cr 30,0%, Mo 5,0%

**Other <1%:** Si, Mn, C



### Technical data

Proof stress 0,2 % (MPa):	745
Elongation at rupture (%):	13,0
Modulus of elasticity (GPa):	200
Vickers hardness HV 10:	390
Density (g/cm <sup>3</sup> ):	8,3
Melting range (°C):	1.300 - 1.370
Casting temperature (°C):	1.510
Recommended investment:	Granisit® Micro Jet 2000 Granisit® XF Speed Granisit® RPS

1.000 g

V-Alloy FG

REF 128031



## Keralloy® KB

### Area of application:

Non precious casting alloy based on cobalt for metal-ceramic accord. DIN EN ISO 22674, type 5.

### Characteristics:

Because of the low vickers hardness Keralloy® KB allows an optimal preparation and polishing. The alloy is very flexible during handling, ideal for crowns and bridges and milling work. It can be bonded with all standard high sintering porcelains.

Keralloy® KB is high corrosionresistant and free of beryllium, indium and gallium.

### Composition:

Co 64,0%, Cr 21,0 %, Mo 6,0 %, W 6,0 %

Other <1%: Si, Mn, Fe

### Technical data

Proof stress 0,2 % (MPa):	570
Elongation at rupture (%):	10,0
Modulus of elasticity (GPa):	194
CTE 25-500 °C:	14,1 x 10 <sup>-6</sup> K <sup>-1</sup>
CTE 25-600 °C:	14,6 x 10 <sup>-6</sup> K <sup>-1</sup>
Tensile strength (MPa):	734
Vickers hardness HV 10:	286
Density (g/cm3):	8,8
Melting range (°C):	1.309 - 1.417
Casting temperature (°C):	1.460
Max.oxide ring temperature (°C):	935
Recommended investments:	Silavest Evolution Premium Presto Vest II

100 g	Keralloy® KB	REF 102804
250 g	Keralloy® KB	REF 128041
500 g	Keralloy® KB	REF 102805
1.000 g	Keralloy® KB	REF 128051



## TEK-1 LEG

### Area of application:

Non precious casting alloy based on cobalt for metal-ceramic accord. DIN EN ISO 22674, type 4.

### Characteristics:

TEK-1 LEG is an universal alloy for all kinds of crown and bridge frameworks. The low hardness allows an easy preparation, milling and polishing. This exceptional alloy is optimal for primary crowns and the secondary constructions according to the SILADENT TEK-1 one-piece-casting technology.

TEK-1 LEG can be used with all standard high-sintering bonding porcelains.

### Composition:

Co 61,0%, Cr 27,0%, Mo 6,5%, W 5,0%, Si 1,0%

Other <1%: Mn, C, Fe

### Technical data

Proof stress 0,2 % (MPa):	475
Elongation at rupture (%):	8,0
Modulus of elasticity (GPa):	223
CTE 25-500 °C:	14,1 x 10 <sup>-6</sup> K <sup>-1</sup>
CTE 25-600 °C:	14,5 x 10 <sup>-6</sup> K <sup>-1</sup>
Tensile strength (MPa):	-
Vickers hardness HV 10:	365
Density (g/cm3):	8,6
Melting range (°C):	1.350 - 1.385
Casting temperature (°C):	1.485
Max.oxide ring temperature (°C):	1.050
Recommended investments:	TEK-1 Vest

500 g	TEK-1 LEG	REF 261200
1.000 g	TEK-1 LEG	REF 261210

## Keralloy® N

### Area of application:

Non precious casting alloy based on nickel for metal ceramic accord. DIN EN ISO 22674, type 3.

### Characteristics:

Keralloy® N is a high corrosion resistant bonding alloy based on nickel. Keralloy® N is applicable for the laser technique and convinces through the low oxidation during the porcelain firings, also after several firing cycles.

Keralloy® N can be used with all standard high-sintering bonding porcelains and is free of beryllium, indium and gallium.

### Composition:

Ni 63,0%, Cr 27,0%, Mo 8,0%

Other <1%: Si, Nb



### Technical data

Proof stress 0,2 % (MPa):	362
Elongation at rupture (%):	26,0
Modulus of elasticity (GPa):	191
CTE 25-500 °C:	13,7 x 10 <sup>-6</sup> K <sup>-1</sup>
CTE 25-600 °C:	14,0 x 10 <sup>-6</sup> K <sup>-1</sup>
Tensile strength (MPa):	602
Vickers hardness HV 10:	180
Density (g/cm <sup>3</sup> ):	8,3
Melting range (°C):	1.298 - 1.344
Casting temperature (°C):	1.380
Max.oxide ring temperature (°C):	950
Recommended investments:	Silavest Evolution Premium Presto Vest II

1.000 g Keralloy® N

REF 128165

## Keralloy® N Supreme

### Area of application:

Non precious casting alloy based on nickel for metal ceramic accord. DIN EN ISO 22674, type 3.

### Characteristics:

Keralloy® N Supreme is a beryllium free nickel based bonding alloy for the production of crowns and bridges. It's corrosionresistant with less oxidation thru the porcelain firing. Keralloy® N Supreme has a low hardness HV of only 185.

Keralloy® N Supreme can be used with all standard high-sintering bonding porcelains and is free of beryllium, indium and gallium..

### Composition:

Ni 61,4%, Cr 25,9%, Mo 11,0%, Si 1,5%

Other <1%: -



### Technical data

Proof stress 0,2 % (MPa):	340
Elongation at rupture (%):	26,5
Modulus of elasticity (GPa):	185
CTE 25-500 °C:	14,1 x 10 <sup>-6</sup> K <sup>-1</sup>
CTE 25-600 °C:	-
Tensile strength (MPa):	550
Vickers hardness HV 10:	185
Density (g/cm <sup>3</sup> ):	8,43
Melting range (°C):	1.325 - 1.350
Casting temperature (°C):	1.480
Max.oxide ring temperature (°C):	980
Recommended investments:	Silavest Evolution Premium Presto Vest II

1.000 g Keralloy® N Supreme

REF 128171



## Spezial-Lot

CrCo-based soldering rods for all CrCoMo alloys. The high melting range guarantees that the solder has a high diffusion depth. This produces very strong soldering joints. After soldering, porcelain is easily applied to the nickel-free, special solder.

Melting range: 1.071 - 1.260 °C CrCoMo Special Solder 2 mm	20 g (approx. 80 mm x 2 mm incorporating flux)	<b>REF 102807</b>
Melting range: 992 - 1.185 °C CoNiCr Special Solder 2 mm	10 g (approx. 80 mm x 2 mm incorporating flux)	<b>REF 102879</b>



## Laser welding rods

CrCo-based laser welding rods for biocompatible connections of CrCo castings with laser welding.

- Suitable for CrCo denture framework and bonding alloys
- Easy porcelain application
- Carbon-free

7 rods each approx. 0.5 g	(0,5 mm x 250 mm)	<b>REF 102806</b>
---------------------------	-------------------	-------------------



## Heat4Speed

The system consists of 1 x hydrothermal firing plate, 1 x hot plate UC150, 5 x pins for hydrothermal firing plate (3, 4, 5, 6 and 9 mm).

Hot plate UC150	<b>REF 281110</b>
Hydrothermal firing plate	<b>REF 281111</b>
Pin Ø 3 mm, H 13 mm	<b>REF 281120</b>
Pin Ø 4 mm, H 13 mm	<b>REF 281121</b>
Pin Ø 5 mm, H 13 mm	<b>REF 281122</b>
Pin Ø 6 mm, H 13 mm	<b>REF 281123</b>
Pin Ø 9 mm, H 13 mm	<b>REF 281124</b>
Starter set Heat4Speed	<b>REF 281100</b>

## Sila-X-Press

The systematic further development of the SilaPress® family.

### Properties

- universal denture resin (pour & inject; repair)
- long processing width
- very good flowability
- patented microbead composition
- low polymerisation temperature less tension in the denture

### Denture base acrylic, self-curing acrylic

- Total upper and lower dentures using the injection method
- Total upper and lower dentures in the casting process
- Completion of model casting dentures
- partial or total relining (indirect application)
- Supplements and repairs



500 ml	Sila-X-Press liquid, colorless	REF 253051
1.000 g	Sila-X-Press powder, pink	REF 253060
1.000 g	Sila-X-Press powder, pink veined	REF 253061
1.000 g	Sila-X-Press powder, pink clear	REF 253062
1.000 g	Sila-X-Press powder, color C34	REF 253063
1.000 g	Sila-X-Press powder, clear	REF 253064

## SilaPress®

SilaPress® is the cold-curing all-rounder among all denture base acrylics and especially designed for dental technicians who like to cover all indications with only one product.

### Indications:

- Completion of model cast dentures
- partial or total relinings (indirect method)
- Additions and repairs



1.000 ml	SilaPress® liquid, colorless	REF 253000
1.000 g	SilaPress® powder, pink	REF 253010
1.000 g	SilaPress® powder, pink opaque	REF 253011
1.000 g	SilaPress® powder, transparent	REF 253012
1.000 g	SilaPress® powder, pink 07	REF 253013
1.000 g	SilaPress® powder, pink veined	REF 253014

## SilaPress® Vario

SilaPress® Vario is a cold-curing all-rounder among all denture base acrylics. The expanded processing time of this material allows the dental technicians a most stress-free handling.

### Indications:

- Completion of model cast dentures
- partial or total relinings (indirect method)
- Additions and repairs



1.000 ml	SilaPress® Vario liquid, colorless	REF 253100
1.000 g	SilaPress® Vario powder, pink	REF 253110
1.000 g	SilaPress® Vario powder, pink opaque	REF 253111
1.000 g	SilaPress® Vario powder, transparent	REF 253112
1.000 g	SilaPress® Vario powder, pink veined	REF 253113



## SilaDon

SilaDon is an economic, cadmium-free denture base resin that guarantees high quality results by using any known hot-curing polymerization technique.

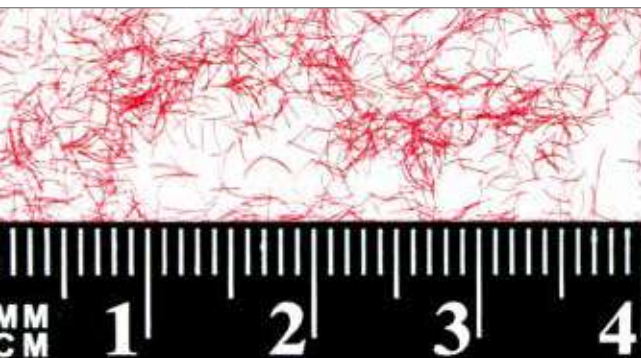
### Indications:

Total upper and lower dentures by using the pressing-/packing technique

1.000 ml	SilaDon liquid, colorless	REF 253200
1.000 g	SilaDon powder, pink	REF 253210
1.000 g	SilaDon powder, pink opaque	REF 253211
1.000 g	SilaDon powder, transparent	REF 253212
1.000 g	SilaDon powder, pink veined	REF 253213

## Productoverview Denture prostheses

Product	complete dentures	partial dentures	repairs	casting process	injection process	pressing-/packing technique
Sila-X-Press	✓	✓	✓	✓	✓	
SilaPress®		✓	✓	✓		
SilaPress® Vario		✓	✓	✓		
SilaDon	✓	✓			✓	✓



## SilaPress® Veins

Viscose fibres to be mixed into denture resins for the individual design of a veined appearance.

SilaPress® Veins, 5g

REF 253500



## SilaPress® flask S

Flask for the silicone embedding according to the SilaPress resin pouring system. With a transparent flask-cover, steel bottom with integrated boiling out plate and canal stabber.

SilaPress® flask S

REF 253502



## SilaPress® flask G

Two piece flask for the gel embedding according to the SilaPress resin pouring system. With a transparent flask-cover and canal stabber.

SilaPress® flask G

REF 253503

## Aluminium Oxide

A quartz free high quality product with high blasting performance as a result of its extreme hardness and the shape of grain. Complies with industrial safety regulations. Other corn sizes are available on request.



25 kg paper bag	Aluminium Oxide 250 µm	REF 200294
25 kg carton	Aluminium Oxide 250 µm	REF 202911
10 kg canister	Aluminium Oxide 250 µm	REF 200296
5 kg canister	Aluminium Oxide 250 µm	REF 200292
25 kg paper bag	Aluminium Oxide 110 µm	REF 200304
25 kg carton	Aluminium Oxide 110 µm	REF 203011
10 kg canister	Aluminium Oxide 110 µm	REF 200306
5 kg canister	Aluminium Oxide 110 µm	REF 200302
25 kg paper bag	Aluminium Oxide 50 µm	REF 200314
25 kg carton	Aluminium Oxide 50 µm	REF 203111
10 kg canister	Aluminium Oxide 50 µm	REF 200319
5 kg canister	Aluminium Oxide 50 µm	REF 200312

## Korit Abrasive

Abrasive sandblasting medium consisting of four components. The particles are between 150 and 250 µm.

Suitable for all CrCo and non-precious alloys.

- Exceptionally smooth and clean surfaces
- Extremely long-lasting due to the low blasting pressure of 3-4 bars.



25 kg carton	Korit Abrasive	REF 103202
10 kg canister	Korit Abrasive	REF 103201

## Glass Beads

For gentle cleaning and compacting of sensitive surfaces, German silicosis-free material, available in 50 µm and 125 µm.



25 kg paper bag	Glass Beads 50 µm	REF 200344
25 kg carton	Glass Beads 50 µm	REF 203411
10 kg canister	Glass Beads 50 µm	REF 200346
5 kg canister	Glass Beads 50 µm	REF 200342
25 kg paper bag	Glass Beads 125 µm	REF 200334
25 kg carton	Glass Beads 125 µm	REF 203311
10 kg canister	Glass Beads 125 µm	REF 203340
5 kg canister	Glass Beads 125 µm	REF 200332



## Pumice Powder

Quartz-free and therefore no risk of silicosis. Our pumice powder shows excellent working properties as a result of its highly abrasive action. It is an untreated and environment-friendly natural product which can be disposed of easily after use.

25 kg paper bag	Pumice Powder fine	REF 200354
20 kg carton	Pumice Powder fine	REF 200359
10 kg bucket	Pumice Powder fine	REF 200353
4 x 5 kg bags	Pumice Powder fine	REF 200351
5 kg bag	Pumice Powder fine	REF 200350
25 kg paper bag	Pumice Powder medium	REF 200364
20 kg carton	Pumice Powder medium	REF 200369
10 kg bucket	Pumice Powder medium	REF 200363
4 x 5 kg bags	Pumice Powder medium	REF 200361
5 kg bag	Pumice Powder medium	REF 200360
25 kg paper bag	Pumice Powder coarse	REF 200374
20 kg carton	Pumice Powder coarse	REF 200379
10 kg bucket	Pumice Powder coarse	REF 200373
4 x 5 kg bags	Pumice Powder coarse	REF 200371
5 kg bag	Pumice Powder coarse	REF 200370



## Pumice-Sep

- ready to use liquid for pumice powder and Poliresin®
- the liquid reaches a high bactericidal and fungicidal (e.G. Candida albicans) effect
- prevents effective unpleasant odours
- Delays efficiently and permanently dehydration of the polishing material
- Does not contain formaldehyde and is biodegradable

1.000 ml bottle	Pumice-Sep	REF 203801
5.000 ml canister	Pumice-Sep	REF 203802



## Pumice paste

- ready to use pumice paste for polishing of acrylic dentures
- the liquid reaches a high bactericidal and fungicidal (e.G. Candida albicans) effect
- prevents effective unpleasant odours
- Delays efficiently and permanently dehydration of the polishing-material
- Does not contain formaldehyde and is biodegradable

10 kg bucket	Pumice paste	REF 200383
5 kg bucket	Pumice paste	REF 200381



## Poliresin®

An antibacterial and odourless polishing compound specially developed for the processing of acrylic dentures. While working in the same way as pumice, Poliresin® polishes extremely abrasively and lasts 30 % longer. The unique, crystalline structure of Poliresin® ensures gentle polishing of the acrylic material, which saves a great deal of time in the subsequent high-gloss polish.



2 kg paper bag	Poliresin®	REF 200420
4 x 2 kg paper bags	Poliresin®	REF 200421
10 kg paper bag	Poliresin®	REF 200423
10 kg carton	Poliresin®	REF 200424

## Harz Pumice Mouse

Cleans lab instruments from cement and dirt particles. Abrasive polishing effect of wood, metal, acryl and marble. Carefully removes horned skin ridges, corns and cleans dirty hands. Suitable for removing paint and ink spots from skin areas.



80 g	Harz Pumice Mouse	REF 200380
------	-------------------	------------



## Silapolish fluid

High gloss polishing paste for all dental alloys and acrylics

Polishing paste for a pore-free and high gloss polishing of metal and acrylic surfaces with a high range of applications.

- for acrylic dentures and composites
- for all non-precious (CoCr/NiCr) and all precious alloys
- water soluble and easy to clean from the polished surface

Silapolish fluid

125 ml

REF 103015



## Silapolish paste

Universal polishing paste for all precious metal free dental alloys. For an easy and quick polishing of surfaces made of precious metal free alloys (CoCr/NiCr). Silapolish paste is perfect for an economical use and - because of its good water solubility - for removing rests of polishing paste from objects. Because of the constant grain size it is possible to achieve a homogenous surface removal with a deep polish.

Silapolish paste

1,34 kg

REF 103013



## Dialz Felt Points

Mounted felt points for applying diamond polishing pastes D7 and D15.

12 Diafilz

REF 103003

## Conofix emery paper mandrel

These emery paper mandrels with 2.35 mm and 3.00 mm Ø shanks are for trimming telescopic units and conical crowns precisely and rapidly using a milling machine.



2,35 mm shank	Conofix emery paper mandrel, 0°	REF 103223
	Conofix emery paper mandrel, 2°	REF 103224
3,0 mm shank	Conofix emery paper mandrel, 0°	REF 103227
	Conofix emery paper mandrel, 2°	REF 103228



## Conofix emery paper

Prefabricated, self-adhesive emery paper strips in 3 grit sizes and 2 degrees of taper for fitting to Conofix mandrels.

120 µm à 50 pieces	Conofix emery paper, 0°	REF 103209
	Conofix emery paper, 2°	REF 103210
240 µm à 50 pieces	Conofix emery paper, 0°	REF 103214
	Conofix emery paper, 2°	REF 103215
600 µm à 50 pieces	Conofix emery paper, 0°	REF 103219
	Conofix emery paper, 2°	REF 103220



## Polishing sticks

Ideal for polishing the inside of outer telescopic crowns with diamond paste to achieve a mirror finish. Polishing sticks are made of wood and are extremely durable. Format: Ø 3 mm, 9 mm (length)



100 Polishing sticks	Format: length: 9 mm, Ø 3 mm	REF 103001
----------------------	------------------------------	------------

## Mandrels

Mandrels for polishing sticks. 2.35 mm shaftshank, for polishing with diamond paste.



12 Mandrels	REF 103002
-------------	------------



## Ultrasonic polishing paste cleaner

A water soluble cleaner based on a special agent for removing rests of polishing paste and materials with high fat contents on crowns, bridges, acrylic dentures & instruments which are used for ultrasonic units and uid pin cleaning systems. It also removes relining with zinc oxide paste free of residue by diluting with a higher concentration.

High concentrate 1:20

1 kg Ultrasonic polishing paste cleaner

REF 251021

5 kg Ultrasonic polishing paste cleaner

REF 251020



## Ultrasonic dental plaque cleaner

A water soluble cleaner based on a special agent for removing dental plaque from dental prosthesis. For the use in the dental laboratory, in the dentistry and the patient as well.

High concentrate 1:20

1 kg Ultrasonic dental plaque cleaner

REF 251011

5 kg Ultrasonic dental plaque cleaner

REF 251010

## Silaform®

Kneadable, condensation-curing, two-component silicone with paste hardener base. Multi-purpose laboratory silicone for fabricating overcasts-silicone keys, bite registrations, repair models and for blocking out undercuts and for as well as many other uses. Mixing ratio of components A and B: 100 : 3.

- Non-sticky, smooth initial consistency
- High final setting Shore A hardness > 70 after 24 hours
- Practical to mix using the contrasting coloured hardening paste
- Optically controlled mixing using colour control

1,5 kg Silaform®	+ 1 tube paste hardener	REF 102701
5 kg Silaform®	+ 2 tubes paste hardener	REF 102702
20 kg Silaform®	+ 8 tubes paste hardener	REF 102740
60 g Tube Silaform® paste hardener		REF 102797



## Silaform® 85 K

Kneadable, condensation-curing, two-component silicone with paste hardener base. For the same applications as Silaform®, but where higher Shore A is required. Mixing ratio of components A and B: 100 : 3.

- non-sticky, smooth initial consistency
- very high final setting Shore A hardness > 85 after 24 hours
- practical to mix using the contrasting coloured hardening paste
- optically controlled mixing using colour control

1,5 kg Silaform® 85 K	+ 1 tube paste hardener	REF 102711
5 kg Silaform® 85 K	+ 2 tubes paste hardener	REF 102712
20 kg Silaform® 85 K	+ 8 tubes paste hardener	REF 102713
60 g Tube Silaform® paste hardener		REF 102797



## Silaform® 90 extra-hard 1:1

Kneadable two-component A-silicone with a greatly increased final setting Shore A hardness of > 90 after 24 hours. Same applications as Silaform®, when high stability is required. Mixing ratio of components A and B: 1 : 1.

- Very low shrinkage < 0.01%
- Optimal working and hardening times according to requirements
- Exact reproduction of detail
- Cuts easily and is resistant to inorganic chemicals
- Excellent mechanical properties after hardening

2 x 1,5 kg Silaform® 90 extra-hard 1:1	REF 102704
2 x 5 kg Silaform® 90 extra-hard 1:1	REF 127191
2 x 9 kg Silaform® 90 extra-hard 1:1	REF 102705



## Silaform® 80 medium hard 1:1

Kneadable two-component A-silicone with a final setting of Shore A hardness 80 and a very low shrinkage < 0.01%.

Same application as Silaform® 90 extra hard 1:1 but with a reduced Shore A hardness.

2 x 1,5 kg Silaform® 80 medium hard 1:1	REF 127600
2 x 5 kg Silaform® 80 medium hard 1:1	REF 127603
2 x 9 kg Silaform® 80 medium hard 1:1	REF 127606





### Silaform® Gingiva

A-silicone for fabricating gingival masks. Silaform® Gingiva is an A-silicone with a high Shore A hardness for fabricating of gingival masks in the direct application in the impression and the indirect fabrication technique on the model.

- High final Shore A hardness > 70, very strong tear resistance
- short vulcanisation time of 7-8 minutes easy to cut and grind
- cartridges are usable for all standard 50 ml dispenser systems
- applicable for the complete crown and bridge technique and implantology

Silaform® Gingiva	pack of 2 x 50 ml + 12 mixing tips	<b>REF 127300</b>
Mixing tips	50 pieces	<b>REF 127302</b>



### Silaform® Gingiva soft

Same application as Silaform® Gingiva but with reduced Shore A hardness of 40.

Silaform® Gingiva soft	pack of 2 x 50 ml + 12 mixing tips	<b>REF 127310</b>
Mixing tips	50 pieces	<b>REF 127302</b>



### Silaform® Gingiva Sep

A separating agent spray for use with A-silicones.

Silaform® Gingiva Sep prevents different A-silicone impression materials bonding together, ensuring optimal separation of the two different impression materials after curing.

Silaform® Gingiva Sep	85 ml	<b>REF 127301</b>
-----------------------	-------	-------------------



### Silafill blocking out material

Silafill is a kneadable and reusable blocking out material for blocking out undercuts from gypsum models. Also suitable for level during the model creations and for use with the SILADENT rearticulation system „Occlutop“. Silafill is compatible with all SILADENT duplications silicones.

Silafill-blocking out material	1.000 g box (approx. 1.000 ml)	<b>REF 102750</b>
--------------------------------	--------------------------------	-------------------

## Deiberit 502®

Hard sticky wax, yellow and red

Perfect sticky wax which combines best adhesive power with residue free-burning. Gets hard quickly at a low melting point, solid and with sharp fractures. Indispensable for precision works. For the firm positioning of individual dentures, for fixing pre-walls to the model and for the temporary adhesion of models and prostheses.



Deiberit 502® red	10 sticks	REF 209221
	50 sticks	REF 209222
	block à 80 g	REF 209224
Deiberit 502® yellow	10 sticks	REF 209211
	50 sticks	REF 209212
	block à 80 g	REF 209214

## Silatray

Light-curing tray material for fabricating functional trays, custom trays, bite-blocks, registration bite plates and for other uses in the laboratory. Each side must be polymerized for 4 minutes. Supplied in packs of 50 preformed templates for upper and lower arches in blue, pink and transparent.

- Easy manipulation and a long working time of approx. 20 min in daylight
- Excellent dimensional stability even in moist oral conditions
- High degree of elasticity
- Virtually no polymerisation shrinkage
- May be cured with all normal brands of UV and halogen light units
- No sticky layer if a normal brand of light-curing lacquer is applied



Silatray box à 50 blanks	blue	REF 102901
Silatray box à 50 blanks	pink	REF 102902
Silatray box à 50 blanks	transparent mint flavoured	REF 102903

## Digital Solar Scale

Operation with solar energy, excess energy is conserved and used under poorly lighting conditions, scales to max. 2.000 g.



0 - 100 g d = 0,5 g / 100 - 2.000 g d = 1 g

REF 101514

## Digital Timer

Digitaltime counter (incl. battery) with max. 100 minutes count-down / up. Easy handling with magnet and clippe. Large digit, extra loud sound.



Digital Timer

REF 101515



### The ten gypsum rules


The gypsum model is the basis for a good t of the restoration. This poster provides a wealth of information to facilitate dental gypsum work, covering all stages from preparing to trimming gypsum models.

Poster, DIN A3 free REF 902145

### The 10 investment rules

Investment materials are very sensitive to storage and processing errors. With the EBM rules, you receive a generally applicable guideline for handling phosphate-bonded investment materials in order to be able to rule out unnecessary sources of error.

Poster, DIN A3 free REF 902067



### SILADENT duplicating and investing techniques

Each stage of the SILADENT flaskless duplicating technique and the SILADENT system investment model fabrication technique are illustrated and described in detail.

Poster, DIN A4 free REF 902002

### Handbook for accurate crown and bridge technique using the SILADENT system

With this handbook the dental technician gets a detailed guide for accurate crown and bridge technique according the SILADENT system. All working steps are described in details.

Handbook, DIN A4 36 pages (German/English) REF 902004

### Handbook for the investment casting of partial denture frameworks using the SILADENT system

With this handbook the dental technician gets a detailed guide for the creation of partial denture frameworks according the SILADENT system. The user gets all detailed informations, beginning from the flaskless duplicating system thru the investing until the casting.

Handbook, DIN A4 36 pages REF 902005

### Handbook SilaPress resin pouring using the SILADENT system

The SilaPress handbook gives the technician a useful and detailed guideline when performing SilaPress resin pouring system.

Handbook, DIN A4 28 pages (German/English) REF 902008







**„Ecki“**

Height: 13,5 cm

Ecki

REF 903130



**„Backi“**

Height: 12 cm

Backi

REF 903131



**„Manni“**

Height: 13,5 cm

Manni

REF 903132



**„Rudi“**

Height: 14 cm

Rudi

REF 903133



**„Mike“**

Height: 14 cm

Mike

REF 903134



**„Angi“**

Height: 13 cm

Angi

REF 903135



**„Clement“**

Height: 11 cm

Clement

REF 903136



**„Marylin“**

Height: 12 cm

Marylin

REF 903137



**„Mick“**

Height: 11,5 cm

Mick

REF 903138



**„Joachim“**

Height: 14 cm

Joachim

REF 903139



**„Tommy“**

Height: 15 cm

Tommy

REF 903141



**„Dickie“**

Height: 13 cm

Dickie

REF 903142



exocad<sup>®</sup> DentalCAD

## The complete software solution for digital dentistry



- ✓ powerful dental CAD-Software
- ✓ great for beginners, yet powerful in the hands of an expert

The CAD software is known for its speedy operation and ease of use, helping you minimize training costs and maximize productivity. It is reliable and robust even when dealing with complex cases on a daily basis. Once you're familiar with the base functionality of our software, there's more to discover:

- ✓ Copy previous designs, or mirror healthy teeth
- ✓ Load 2D images during the design
- ✓ Take advantage of our advanced mesh editing and matching features
- ✓ Save real 3D PDF files, to send out design previews that can be viewed in 3D using a standard PDF viewer
- ✓ Exchange large 3D data sets with dentalshare

Already the standard version, exocad<sup>®</sup> DentalCAD covers a wide variety of indications:

- ✓ Anatomic crowns
- ✓ Anatomic copings
- ✓ Bridge framework
- ✓ Inlays
- ✓ Onlays
- ✓ Primary telescops
- ✓ Veneers
- ✓ Waxup based frameworks
- ✓ Attachments
- ✓ Model creator
- ✓ Splints
- ✓ full denture

The software grows with your needs: for advanced indications, such as implantology, a variety of add-on modules is available.

### exocad ChairsideCAD

optimized for clinical use:  
more automation and a simplified user experience.



### exoplan

Our powerful, user-friendly and open software solution for Implant treatment and surgical template design.





# exocad<sup>®</sup> DentalCAD

Perpetual License	Core Lab Version	Advanced Lab Bundle	Implant Lab Bundle	Ultimate Lab Bundle
CAD Basic version	✓	✓	✓	✓
Module Virtual Articulator	✗	✓	✓	✓
Provisional Module	✗	✓	✓	✓
Module TruSmile	✗	✓	✓	✓
Module Tooth Library ZRS	✗	✓	✓	✓
Module Implant (Abutments)	✗	✗	✓	✓
Bar Module	✗	✗	✓	✓
Module Dicom Viewer	✗	✗	✓	✓
Module Model Creator	✗	✗	✗	✓
Module Smile Creator	✗	✗	✗	✓
Module Full Denture	✗	✗	✗	✓
Module PartialCAD	✗	✗	✗	✓
Module Bite Splint	✗	✗	✗	✓
Module Jaw Motion Import / Zebris	✗	✗	✗	✓
Module In-CAD Nesting	✗	✗	✗	✗
Module Nesting (incl. In-CAD Nesting)	✗	✗	✗	✗

✗ is available as an option

# SilaPart CAD

## Construction Software

perfect fitting & highest finish quality

### Basic software + telescopic module + texture recognition + Auto Design

#### SilaPart® CAD construction software

- ✓ flexible construction options
- ✓ creates open STL-File
- ✓ easy to learn
- ✓ highest precision
- ✓ includes VITA-dental data base
- ✓ no license fees
- ✓ no deformation in the framework
- ✓ digital system security
- ✓ less post processing due to best possible finish quality
- ✓ Expansion for combination technique and telescopic manufacturing is available

REF 254002

#### SilaPart® CAD Auto Design\*

- ✓ automatic construction based on drawn contours on the model

REF 254021

#### SilaPart® CAD telescopic-module\*

- ✓ flexible construction options
- ✓ controllable friction
- ✓ creates open STL-File
- ✓ less post processing due to best possible finish quality

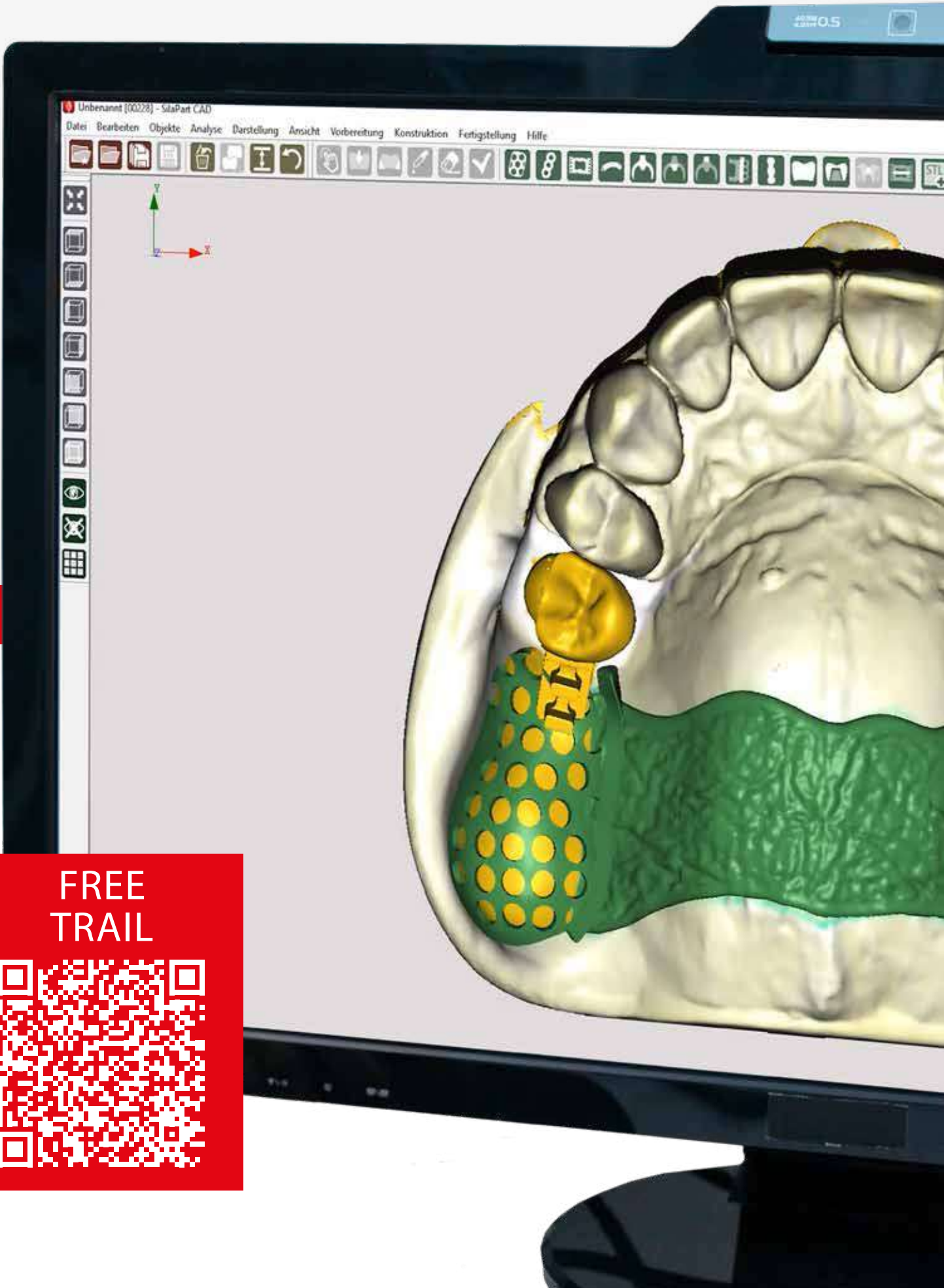
REF 254010

#### SilaPart® CAD texture recognition\*

- ✓ model-cast structures and double-crown-module in a closed workflow
- ✓ adjustable friction with setting values
- ✓ offsets freely selectable
- ✓ preparation and design takeover through texture recognition

REF 254020

\* will work only in combination with the SilaPart® CAD basic software



FREE  
TRAIL



# SilaBite CAD

## Software for impression trays

### Easy to use & fast construction!

#### SilaBite - the digital solution for impression trays.

With SilaBite, creating impression trays has never been easier than ever before. Our software offers you an easy-to-use order management system and wizard-guided process that is easy to use even for users with no computer experience. Automatic undercut detection, additional block-out functions and fully automatic detection of the boundary line guarantee the highest precision and quality in impression taking.

SilaBite is the perfect digital solution for implantology, as it facilitates the creation of open base plates through the block-out function of cylinders. In addition, there is an individual area for additional hollow support (spacer), which can be freely determined at any point. The edge design is also freely dimensionable and thus enables a highly individual adaptation.

The quick construction of retentions or holes by marking a complete area is another useful function of SilaBite. It is also possible to insert rows of anterior teeth into the bite walls is possible.

Thanks to the possibility of importing STL, OBJ and PLY and open STL exports, SilaBite is compatible with a variety with a wide range of systems, allow-

ing you to seamless integration into your workflow. See the power of SilaBite for yourself and of SilaBite and benefit from the highest precision, quality and efficiency in impression taking. Order today and experience the digital future of impression technology!!

- ✓ „easy to use“ order management
- ✓ Wizard guided process, no computer experience necessary
- ✓ automatic undercut recognition
- ✓ additional blocking out function „flush out fully automatic detection of the boundary line
- ✓ block-out function cylinder for the construction of open base plates (implantology)
- ✓ individual area for additional hollowing (spacer) e.g. at the palatal suture, freely definable
- ✓ different edge design (dimensioning) freely determinable at any position
- ✓ quick construction of retentions or holes by marking a complete area
- ✓ punching in the patient's name / order number
- ✓ insertion of anterior tooth rows into the bite walls
- ✓ STL, OBJ, PLY import and open STL export



## MAGIC Model 3D

### Real saw cut models from the 3D printer ...

SILADENT offers the powerful CAD software **Magic® Model 3D**, which allows you to design saw-cut models for 3D printing in just a few minutes.

Independent of the design software used, **Magic® Model 3D** enables the production of real saw-cut models, starting with the **Profident evolution model system**.

With the wizard-guided user interface and the useful additional functions, such as the penetration protocol and the convenient saw-cut function, model production becomes extremely convenient and fast. In addition, you can label your models with your individual desired text and the printer customisation enables reproducible results in 3D printing.

With the possibility to create frequently used model types and save them with predefined properties as well as the import of STL, OBJ and PLY files and the open export of STL files, „Magic® Model 3D“ offers you uncomplicated model production.

The software is a one-time purchase and there are no further license costs, free updates included.

- ✓ Penetration protocol, e.g. as a grinding-in aid for early or interfering contacts.
- ✓ Low system requirements, runs on Windows™ 10 computers with their own graphics card.
- ✓ Convenient saw-cut function with definition of cut thickness, tilting of saw-cuts, placing several cuts next to or inside each other.
- ✓ The individual, storable printer adjustment makes it possible to save print parameters for different printers and resins.
- ✓ Create frequently used model types and save them with predefined properties.
- ✓ Useful additional functions such as smoothing, adding and removing material on the scan or model, loading CAD data for mock-up, integrating auxiliary bodies, engraving data into the model, etc.

**Simplify your digital model production with Magic® Model 3D!**



profiCAD dental

## The digital production of models

milling precision in own lab  
for the highest demands



DATA IMPORT



PREPARATION



NESTING



MILLING PROCESS

### Digital production of models

The economical solution for the digital production of models by subtractive milling and highest precision.

- ✓ Open system, compatible with all 5-axis milling systems using 98.5 mm diameter discs.
- ✓ Unique SilaCAD Software for the digital editing of intraoral scans.
- ✓ Additional SilaCAM software for the execution of the milling process.
- ✓ No license fees
- ✓ Full milled arches in 30-45 minutes.
- ✓ Ready-made preformed gypsum milling blank on a pin-base plate with Orbix-articulator or split-cast for fully-fledged articulation.
- ✓ Available for partial and full arches for
- ✓ profiCAD - ERNST HINRICHS / SILADENT
- ✓ model tray®-system / model-tray

### SilaCAD Software

A specially developed CAD construction software for the edition of digital intraoral scans. Handling of a variety of file formats of diverse intraoral scanners is assured. Data are transferred into the SilaCAD Software, trimmed and marked down to a technically sensible format. Optimisation and simplification revision of the scan leads to a considerable reduction of milling time.

### SilaCAM Software

To realize the milling process of the profi CAD system in each milling equipment, a SilaCAM Software is respectively necessary. At the moment, SilaCAM Software packages are available for the following 5-axis milling equipments: - SilaMill 5 / T5 Edition / R5 | HinriMill 5 / T5 Edition / R5 Additional approvals will be individually adapted for use in designated equipments.



## The profiCAD-Box

- 1 x Preform blank in U-Form
- 1 x Preform model quadra left
- 1 x Preform model quadra right
- 1 x Preform model holder
- 1 x Preform model holder quadra
- 1 x Dongle with CAD-Software
- 1 x Dongle with CAM-Software\*

REF 240571



\* vhf 5-axis milling machines (except S2) with Dental-CAM 7 will not require any separate CAM software in the future

more information about the workflow and partners can be found at:  
<http://www.proficad-dental.de>


## Preform quadra model holder

REF 240549



## Preform model holder

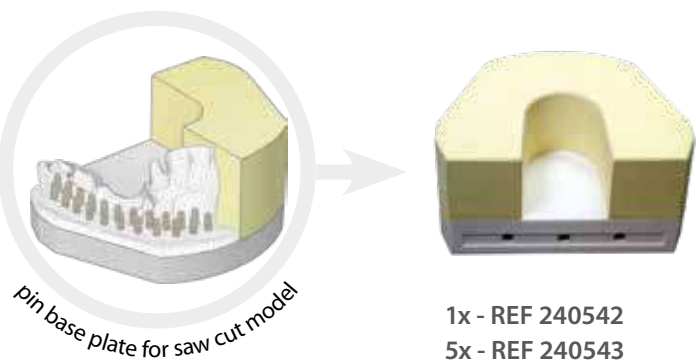
REF 240548



## Preform model quadra left & right on pin base plate



## Preform model on pin base plate





## Vinyl Open Air

The Vinyl Open Air is a real eye-catcher and the only completely open scanner of the Vinyl series from smart optics. Its 180° opening offers the user enormous space for inserting the models during daily routines. Despite the missing lid, the productivity of the Vinyl series is also ensured with the Vinyl Open Air.

- ✓ fully automated Z-axis
- ✓ virtual articulator
- ✓ monochrome & colored texture-scan
- ✓ Touchscreen
- ✓ dental Scan
- ✓ secondDie
- ✓ universal mode

🔍 multiDie 🔍 multiCase 🔍 Triple Tray® impression scan

Vinyl Open Air

REF 265022



## Vinyl High Resolution (HR)

The Vinyl HR impresses with the highest precision in global and detail accuracy, which enables the user to scan every dental indication to the highest requirements.

- ✓ high resolution camera
- ✓ fully automated Z-axis
- ✓ monochrome & colored texture-scan
- ✓ Blue-Light LED
- ✓ HR and LR mode
- ✓ Triple Tray® impression scan
- ✓ multiCase
- ✓ Touchscreen
- ✓ LED-status bar
- ✓ dental Scan
- ✓ virtual articulator
- ✓ secondDie and multiDie
- ✓ universal mode

Vinyl High Resolution

REF 265023



MADE IN GERMANY | SOFTWARE  
OPTICAL DENTAL SCANNER  
ERGONOMIC | PRECISION

## Vinyl UXD – A SCANNER IN A CLASS OF ITS OWN

With the ambitious Vinyl UXD model (User Experience Dual) the name says it all, because the UX module of the high-performance scanner opens up a special world of operation.

- ✓ HR- and LR mode
- ✓ Selective camera mode
- ✓ Autoarticulation
- ✓ Triple Tray - impression scan
- ✓ Baltic Denture System (accessories required)
- ✓ Twin Tray model scan
- ✓ singleDie
- ✓ secondDIE
- ✓ multieDie
- ✓ multiCase
- ✓ Visual Z-axis control
- ✓ Automatic cutting plane
- ✓ Additional scan
- ✓ Correction scan
- ✓ Texture scan monochrome
- ✓ Texture scan color
- ✓ Universal project



Vinyl UXD

REF 265024

The secret of the UX module is revealed inside the Vinyl UXD, which is hardly noticeable from the outside: Here, UX stereo cameras enable monitoring of the interior, and a separate UX projector projects light points and symbols that serve as a guide on the one hand, and buttons that can be operated intuitively by hand gesture on the other. For the UX module, the system panel takes on a second function: where models and prints would otherwise take up space, a UX projection surface is created. This means that the PC as the control centre for the software can confidently move into the background.

Thanks to the enlarged system plate of the Vinyl UXD, even voluminous articulators can be easily placed in the scanner. In terms of measurement technology, the Vinyl UXD is characterized by two 3.2 megapixel cameras and highly sensitive industrial 3D sensors with Blue Light technology, which ensure outstanding depth of field and scanning accuracy. This ensures, for example, a deeper detection of the interdental spaces. And the Vinyl UXD also scans particularly quickly.

CRANIUM-BASED MEASUREMENT

FAST | EASE OF USE

OPEN INTERFACE

smart optics



	Vinyl Open Air REF 265022	Vinyl High Resolution REF 265023	Vinyl UXD REF 265023
Measurement field ( X x Y x Z )	80 x 60 x 85 mm		
Camera pixel	1,3 MP	2,8 (1,4) MP	2x 3,2 MP
Accuracy	6 µm (according to ISO 12836)	4 µm (according to ISO 12836)	4 µm (according to ISO 12836)
Sensor technology	Stripe light triangulation with White-Light LED	Stripe light triangulation with Blue-Light LED	Stripe light triangulation with Blue-Light LED
Dimensions ( B x H x T )	455 x 430 x 420 mm		
Weight	23 kg		24 kg
Power supply	100 - 240 V AC 50/60 Hz		
Connections	1x USB 1x IEC connector		
<b>Software features</b>			
HR and LR mode	✘	✓	✓
Virtual articulator	✓	✓	✓
Triple Tray® impression scan	✘	✓	✓
secondDie	✓	✓	✓
multiDie	✘	✓	✓
multiCase	✘	✓	✓
Monochrome textur scan	✓	✓	✓
Color textur scan	✓	✓	✓
Universal mode	✓	✓	✓
<b>Measurement time</b>			
Complete jaw			
Scanning	16 sec	18 sec	12 sec
Matching	13 sec	17 sec	10 sec
Total	29 sec	35 sec	22 sec
Single tooth			
Scanning	33 sec	35 Sec	25 sec
Matching	8 sec	14 sec	6 sec
Total	41 sec	49 sec	31 sec
3-unit bridge			
Scanning	45 sec	50 sec	40 sec
Matching	22 sec	25 sec	15 sec
Total	67 sec	75 sec	55 sec

Tomorrow's leading technology.  
Available today.

## SilaMill Z4

Precise. Fast.  
Independent.  
Economical.



→ Technical data page 84

PMMA PEEK ZrO<sub>2</sub> Composites LiSi<sub>2</sub> Titan

4  
axes

6  
tools

1  
block

only  
wet

grinding

### The Z4: Groundbreaking

The digital workflow makes it happen: you and your patients can benefit from more pleasant treatments with first-class restorations in just one session. The Z4 is an investment that will pay off for you: high-quality restorations with maximum independence. The number of machinable block materials constantly increases as well as the number of scanners and CAD software packages that are validated with the Z4.

From the intraoral scanner to the milling machine, users work with a single interface and therefore only need to familiarize themselves with one software package. This is the convenience of completely integrated workflows!

### The new standard in quality

When it comes to wet machining blocks, the Z4 sets unprecedented quality standards. Fabricate glass-ceramic, PMMA, zirconia and composite restorations in mere minutes and finish highly accurate prefabricated titanium abutments.

### Efficiency that is second to none

No external compressed air supply necessary. Only requires clean water. The block is clamped in two seconds. With the Z4, you can work with unparalleled efficiency.

### Highest precision

- ✓ Milling and grinding in ultra HD
- ✓ Proven industrial quality
- ✓ 3 microns repetition accuracy

### Extremely economical

- ✓ Clear water – no additives necessary
- ✓ Mill screw-access channels, to save costs for “meso” blocks
- ✓ Automatic changer for 6 tools
- ✓ Self-opening working chamber door and drawer
- ✓ Easy to learn, easy to operate
- ✓ CAM software included/Tool starter set included

### Fastest production

- ✓ Restorations in under 10 minutes
- ✓ 2-second block insertion
- ✓ 100,000 RPM electrical high frequency spindle

### Complete independence

- ✓ 38 block materials from 20 manufacturers – and growing
- ✓ 800+ prefab titanium abutment blanks from 11 manufacturers
- ✓ Validated with all established scanners and design software
- ✓ Fully integrated workflow with TRIOS Design Studio (3Shape), DWOS chairside (Dental Wings) and exocad ChairsideCAD\*
- ✓ Integrated PC with touch screen and Wi-Fi – no laptop or tablet necessary
- ✓ Built-in compressed air – no compressor needed

\* Material and indication availability may vary by CAD provider. Full range of indications and materials available in STL workflow.



## Wet grinding reloaded. SilaMill N4 Edition

Eight liquid nozzles which are arranged at the spindle cool the whole tool evenly from the tip to the shank at all machining stages.

→ Technical data page 84

4 axes    8 tools    3 blocks    only wet    grinding

PMMA    PEEK    ZrO<sub>2</sub>    Composites    LiSi<sub>2</sub>    ZrO<sub>2</sub>    Titan

### Ideal for the in-office lab

The SilaMill N4 Edition is ideal for in-office laboratories that want to produce the work without delay and avoid the higher costs associated with external production. With the combination of the wet grinding machine SilaMill N4 Edition and a dry milling machine, users can work simultaneously and minimize the cleaning effort that most hybrid machines would require (excluding of course vhf's R5 with its revolutionary DirectCleanTechnology).

### For a variety of indications

For crowns and bridges, inlays, onlays, abutments, telescopic crowns, veneers, table tops, etc.

### Tool change in no time

The tool magazine can be inserted quickly and effortlessly with a single movement. The automatic changer offers space for up to 8 tools.

### Exceptional precision

- ✓ Restorations in ultra HD
- ✓ Premium spindle with 4-fold hybrid ceramic ball bearings for maximum running smoothness
- ✓ 3 microns repetition accuracy

### Sophisticated design

- ✓ Eight fluid nozzles for even tool cooling
- ✓ Highest rotational speeds of up to 80,000 RPM with 800 watts of power
- ✓ Heavy industrial quality

### Absolute independence

- ✓ 38 block materials from 20 manufacturers – and rising
- ✓ 1,300+ titanium and CoCr prefabricated abutment blanks from 11 manufacturers
- ✓ Ideal for labs and in-office labs

### University validated results

- ✓ Researchers at University of Washington confirmed exceptional precision of – 10 µm and + 26 µm with milling of titanium custom abutments

### Maximum economy

- ✓ Work on up to 3 blocks with 45 mm length at the same time
- ✓ Automatic changer for 8 tools
- ✓ Webcam in working chamber for remote monitoring
- ✓ Ethernet interface for stable connection
- ✓ Removable coolant tank
- ✓ DentalCAM software with DirectMill function – included in scope of delivery and without license fees

## Redifing milling

### SilaMill R5

10 Discs

60 Blocks

60 Prefab Abutments

blank changer for 10 blanks

Direct Technology



→ Technical data page 85

PMMA PEEK ZrO<sub>2</sub> Composites LiSi<sub>2</sub> CoCr Titan Gips

5  
axes

16  
tools

10  
blanks

dry &  
wet

grinding  
& milling

With the new high-end R5 dental lab machine, SILADENT has developed a highly automated milling and grinding machine with a tenfold blank changer for both wet and dry machining, bringing revolutionary approaches to the lab. It combines utmost precision with maximum stability regardless of material – all with a minimal footprint.

Operating the machine is also incredibly simple thanks to various patent-pending technologies: With Direct Disc Technology, milling blanks can now be processed directly without any cumbersome fiddling with the tenter frames. The R5 can be used with a maximum variety of materials when it comes to discs, blocks and abutments and therefore provides perfect investment protection!

The ability to feed milling blanks up to 40 mm thickness via a blank changer and get right to work is another highlight. Even better is the generous tilt angle for the fifth axis of  $\pm 35$  degrees. The R5 thereby guarantees a maximum of indication variety and freedom of design.

#### Maximum Precision

- ✓ Restorations in ultra HD
- ✓ Water-cooled high-precision spindle
- ✓ 3 microns repetition accuracy

#### Powerful Robustness

- ✓ Mills and grinds the toughest materials on the market including all Ti and CoCr
- ✓ 800 watts of power and 80,000 RPM
- ✓ Heavy industrial quality

#### Absolute Independence

- ✓ Sheer unlimited material accessibility in 98 mm disc format, 30 block materials, and > 140 titanium and CoCr prefab abutment platforms
- ✓ Covers the broadest range of indications, due to  $\pm 35^\circ$  rotation angle in the 5th axis, and up to 40 mm blanks

#### Unmatched Reliability

- ✓ 100 percent engineered and manufactured in Germany
- ✓ Comprehensive sensor technology to monitor all vital system functions
- ✓ Two webcams for remote monitoring

#### Highly Economical

- ✓ One of the fastest machines on the market
- ✓ Revolutionary material loading with Direct Disc Technology
- ✓ Automatic changer holds up to 10 discs, 60 blocks, or 60 prefab abutment blanks
- ✓ Direct Clean Technology enables wet and dry on the fly: ionizer, self-cleaning and built-in dryer



Dry milling with a plus.

## SilaMill T5 / T5 Edition

In addition to the three linear axes in x, y and z, two rotary axes ensure many and varied machining options.

→ Technical data page 84

5 axes    16 tools    1 blank    dry    milling

PMMA    PEEK    ZrO<sub>2</sub>    Composites    CoCr    Gips

**Proven quality now even better:** with the dental milling machine SilaMill T5 Edition, you will achieve perfect results. Process a wide range of materials and indications (blanks up to 40 mm) with five axes. Revolutionary technologies, such as tool-free blank clamping and an integrated ionizer, help you attain top-quality results.

### Unparalleled precision

- ✓ Restorations in ultra HD
- ✓ Premium spindle with 4-fold hybrid ceramic ball bearings for highest running accuracy
- ✓ 3 microns repetition accuracy

### Powerful and robust

- ✓ Mills the toughest materials on the market, incl. CoCr
- ✓ Powerful 500 watt spindle and 60,000 RPM
- ✓ Heavy industrial quality for maximum stiffness
- ✓ Solid cast body for the lowest vibrations

### Maximum independence

- ✓ Unlimited material accessibility in 98 mm disc format, separate block and prefab abutment holders available
- ✓ Covers the broadest range of indications, due to  $\pm 35^\circ$  rotation angle in the 5th axis, and up to 40 mm blanks

### Proven German reliability

- ✓ 100% engineered and manufactured in Germany
- ✓ Sophisticated sealing air concept to protect mechanics, electronics, and spindle
- ✓ Webcam for remote support
- ✓ Ethernet for stable long-range connection

### Extremely economical

- ✓ Ionizer and improved air circulation for easy machine cleaning
- ✓ DirectDiscTechnology for revolutionary disc clamping
- ✓ Automatic changer for 16 tools
- ✓ Easy to operate DentalCAM with DirectMill function included – no annual fees

### Special features of the SilaMill T5 Edition

- ✓ ionizer and improved air circulation for easy machine cleaning
- ✓ DirectDiscTechnology for revolutionary disc clamping (One-handed clamping)
- ✓ built-in webcam for remote support
- ✓ Ethernet connection for stable long-range connection



## Dusk-till-dawn milling and grinding.

### SilaMill 5.8 Edition

8 Discs

24 Blocks

48 Prefab Abutments

16 Tools

3 Ionizers



→ Technical data page 84

PMMA PEEK ZrO<sub>2</sub> Composites LiSi<sub>2</sub> CoCr Titan Gips

5 axes

16 tools

8 blanks

dry & wet

grinding & milling

The SilaMill 5.8 Edition is a highly versatile dental milling machine. It has five simultaneously operating axes, a blank changer for eight blanks and is designed for both dry and wet machining. With the optional wet grinding module, you can grind all common types of glass ceramic.

#### Five simultaneously operating axes

The second rotary axis (B axis) with a tilt angle of up to  $\pm 30$  degrees enables the precise milling of undercuts.

#### Non-stop machining

Thanks to the eightfold blank changer, you get performance that won't stop. The changer can be loaded with blanks via a small flap in the front and the correct blank for your milling job is then automatically inserted into the clamping device when needed. As a result, you can mill around the clock.

#### Highest precision

- ✓ Restorations in ultra HD
- ✓ Premium spindle with precision bearing, a powerful 600 watts and 60,000 RPM
- ✓ 3 microns repetition accuracy

#### Maximum variety

- ✓ Almost unlimited material accessibility in 98 mm disc format as well as 38 block materials and > 800 prefabricated titanium and CoCr abutment blanks
- ✓ Large indication diversity due to a  $\pm 30^\circ$  rotation angle in the 5th axis, and up to 30 mm blanks
- ✓ Optional wet-grinding module converts the S5 into a wet-processing machine

#### Tremendous stability

- ✓ Processes all types of materials, including CoCr, titanium, and glass-ceramics
- ✓ Solid cast-body for minimum vibrations

#### Outstanding reliability

- ✓ Day and night operation
- ✓ 100 % engineered and manufactured in Germany

#### Maximum efficiency

- ✓ Milling and grinding around the clock due to automatic changer for 8 discs, 24 blocks or 48 prefabricated abutments
- ✓ Automatic changer for 16 tools
- ✓ 3 ionizers neutralize the static charge of acrylic chips – for a clean working chamber
- ✓ Very easy to operate via DentalCAM software with DirectMill function – included in scope of delivery and without license fees



## SAME-DAY DENTISTRY

### SilaMill e4

Developed and manufactured entirely in Germany, the SilaMill e4 guarantees impressive manufacturing results and optimum reliability.

→ Technical data page 85

4 axes    7 tools    1 block    wet & dry    milling & grinding

PMMA    PEEK    ZrO<sub>2</sub>    Composites    LiSi<sub>2</sub>    ZrO<sub>2</sub>

Digitize your practice with the SilaMill e4. You and your patients can benefit from restorations in just one session of treatment

The new SilaMill e4 makes it so easy for you to get started with chairside production of dental restorations, and gives you maximum freedom. Combine the SilaMill e4 with your preferred intraoral scanner, any CAD software and materials that are appropriate for your individual patients. The SilaMill e4 is the heart of your workflow and produces the perfect restoration for you.

The integrated CAM software enables you to get started right away!

#### RELIABILITY MEETS PRECISION.

Developed and manufactured entirely in Germany, the SilaMill e4 guarantees impressive manufacturing results and optimum reliability. Despite its compact design, the machine comprises only high-quality industrial components in the housing.

With a machine weight of only 28 kg and no use of compressed air, the SilaMill e4 offers maximum flexibility in terms of installation. You can set the SilaMill e4 anywhere.

**True to the motto: unpack, connect, start milling!**

#### Innovative

- ✓ No compressed air required with the patent-pending AIRTOOL
- ✓ Machine design optimized for minimal weight
- ✓ Multi-compartment for cooling liquid tank or optional dry milling container
- ✓ Modular machine design to optimize servicing and maintenance

#### Reliable

- ✓ 100% developed and manufactured in Germany
- ✓ Optimum manufacturing results and high durability with only premium-quality industrial components

#### Fast & precise

- ✓ 800 W 60,000 rpm spindle
- ✓ 3 µm repetition accuracy
- ✓ Sturdy aluminum welded construction

#### Independent

- ✓ DENTALCAM software with open interface to CAD software and materials
- ✓ Virtually any intraoral scanners can be used
- ✓ Grinds and mills almost all block materials up to 45 mm long from numerous manufacturers
- ✓ A full range of materials for glass ceramics, composites, zirconia and plastic

**No compressed air needed  
and many innovations.**

## SilaMill e5

Optimize your digital workflow, enjoy maximum freedom and achieve perfect results with optimum efficiency.



→ Technical data page 85

PMMA PEEK ZrO<sub>2</sub> Composites LiSi<sub>2</sub> Gypsum

5  
axes

17  
tools

1  
blanks

dry

milling

The SilaMill e5 requires no compressed air; therefore, you have maximum freedom in the choice of the installation site, and you also benefit from minimal operating costs. The open system architecture of the SilaMill e5 makes your entry into the digital production of dental restorations quick and easy, and it fits perfectly into your workflows. The integrated CAM software enables you to get started right away!

**Plug & Mill: Unpack, connect, start milling!**

**No compressed air needed - due to AIRTOOL.**

One great innovation of the SilaMill e5 is that it does not use compressed air: The SilaMill e5 requires neither an external compressed air connection nor an integrated compressor, which is only possible with our patent-pending AIRTOOL. The AIRTOOL turbine blades use the speed of the high-frequency spindle to generate a powerful air flow, which keeps the workpiece free from dust and chippings. They are removed by vacuum from a dust collector

### Innovative

- ✓ No compressed air required with the patent-pending AIRTOOL
- ✓ Machine design optimized for minimal weight
- ✓ C-holder for 90° machining of anterior teeth (coming soon)
- ✓ Modular machine design to optimize servicing and maintenance

### Reliable

- ✓ 100% developed and manufactured in Germany
- ✓ Optimum manufacturing results and high durability with only premium-quality industrial components

### Fast & precise

- ✓ 800 W 60,000 rpm spindle
- ✓ 3 µm repetition accuracy
- ✓ Cast aluminum body for low vibration in operation

### Independent

Mills almost all materials up to CoCr sintered metals in a 98.5 mm disc format, holders available for 110 mm discs and blocks

Maximum indication versatility with a rotating angle of  $\pm 35^\circ$  in the 5th axis and blanks with a thickness of up to 40 mm

DENTALCAM software with open interface to all scanners and materials

# OVERVIEW MILLING MACHINES



	SilaMill N4 edition REF 249497	SilaMill Z4 REF 249991	SilaMill T5 / T5 Edition REF 249013 / 249018	SilaMill 5.8 Edition REF 249499
<b>Fields of application</b>	wet machining	wet machining	dry machining	wet & dry machining
<b>Materials</b>	<ul style="list-style-type: none"> <li>✓ Glass ceramic</li> <li>✓ Composites</li> <li>✓ Titanium</li> <li>✓ Zirconium oxide in block form</li> </ul>	<ul style="list-style-type: none"> <li>✓ Glass ceramic</li> <li>✓ Composites</li> <li>✓ Titanium</li> <li>✓ Zirconium oxide in block form</li> </ul>	<ul style="list-style-type: none"> <li>✓ Resin / PEEK</li> <li>✓ Wax</li> <li>✓ Zirconium oxide</li> <li>✓ Composites</li> <li>✓ CoCr</li> <li>✓ Gypsum</li> </ul>	<ul style="list-style-type: none"> <li>✓ Resin / PEEK</li> <li>✓ Wax</li> <li>✓ Zirconium oxide</li> <li>✓ Nano-Composites</li> <li>✓ Glass ceramic</li> <li>✓ CoCr</li> <li>✓ Titanium*</li> <li>✓ Gypsum</li> </ul>
<b>Indications</b>	<ul style="list-style-type: none"> <li>✓ Crowns</li> <li>✓ Bridge frameworks</li> <li>✓ Inlays</li> <li>✓ Onlays</li> <li>✓ fully anatomical crowns and bridge frameworks</li> <li>✓ Abutments</li> <li>✓ Telescope crowns</li> <li>✓ Veneers</li> <li>✓ Table-Tops</li> </ul>	<ul style="list-style-type: none"> <li>✓ Crowns</li> <li>✓ Bridge frameworks</li> <li>✓ Inlays</li> <li>✓ Onlays</li> <li>✓ fully anatomical crowns and bridge frameworks</li> <li>✓ Abutments</li> <li>✓ Telescope crowns</li> <li>✓ Veneers</li> <li>✓ Table-Tops</li> </ul>	<ul style="list-style-type: none"> <li>✓ Crowns</li> <li>✓ Bridge frameworks</li> <li>✓ Inlays</li> <li>✓ Onlays</li> <li>✓ fully anatomical crowns and bridge frameworks</li> <li>✓ Abutments</li> <li>✓ Telescope crowns</li> <li>✓ Model plates</li> <li>✓ Model casting</li> <li>✓ Occlusal covers</li> <li>✓ Model plug teeth</li> <li>✓ Implantbars</li> <li>✓ Veneers</li> <li>✓ Table-Tops</li> </ul>	<ul style="list-style-type: none"> <li>✓ Crowns</li> <li>✓ Bridge frameworks</li> <li>✓ Inlays</li> <li>✓ Onlays</li> <li>✓ fully anatomical crowns and bridge frameworks</li> <li>✓ Abutments</li> <li>✓ Telescope crowns</li> <li>✓ Model plates</li> <li>✓ Model casting</li> <li>✓ Occlusal covers</li> <li>✓ Model plug teeth</li> <li>✓ Implantbars</li> <li>✓ Veneers</li> <li>✓ Table-Tops</li> </ul>
<b>no. of axes</b>	4	4	5	5
<b>Rotation range of the axes</b>	A: + 190° bis - 10°	A: + 190° bis - 10°	A: ± 360° B: ± 35°	A: ± 360° B: ± 30°
<b>Spindle speed</b>	up to 60.000 U/min	up to 100.000 U/min	up to 60.000 U/min	up to 60.000 U/min
<b>Dimensions</b>	360 x 451 x 471 mm	471 x 522 x 507 mm	450 x 530 x 630 mm	692 x 445 x 540 mm
<b>Weight</b>	50 kg	66 kg	91 kg	95 kg
<b>Power supply</b>	100 – 240 V   50/60 Hz   Socket separately secured(FI)			
<b>Compressed air demand</b>	4 - 8 bar   35 l/min - 50 l/min	-	6 - 8 bar   40 l/min - 50 l/min	6 bar   mind. 80 l/min
<b>Warranty</b>	dry & oil free 12 months			
<b>Flow rate suction</b>	x	x	2500 l/min	3000 l/min
<b>Room temp.</b>	18-25 °C   max. 32°C			
<b>Humidity</b>	max. 80%			

\* in combination with wet grinding option



SilaMill R5 REF 249993	SilaMill e4 REF 249505	SilaMill e5 REF 249507	
wet & dry machining	wet & dry machining	dry machining	<b>Fields of application</b>
<ul style="list-style-type: none"> <li>✓ Resin / PEEK</li> <li>✓ Wax</li> <li>✓ Zirconium oxide</li> <li>✓ Nano-Composites</li> <li>✓ Glass ceramic</li> <li>✓ CoCr</li> <li>✓ Titanium*</li> <li>✓ Gypsum</li> </ul>	<ul style="list-style-type: none"> <li>✓ Resin / PEEK</li> <li>✓ Wax</li> <li>✓ Zirconium oxide</li> <li>✓ Composites</li> <li>✓ Glass ceramic</li> </ul>	<ul style="list-style-type: none"> <li>✓ Resin / PEEK</li> <li>✓ Wax</li> <li>✓ Zirconium oxide</li> <li>✓ Nano-Composites</li> </ul>	<b>Materials</b>
<ul style="list-style-type: none"> <li>✓ Crowns</li> <li>✓ Bridge frameworks</li> <li>✓ Inlays</li> <li>✓ Onlays</li> <li>✓ fully anatomical crowns and bridge frameworks</li> <li>✓ Abutments</li> <li>✓ Telescope crowns</li> <li>✓ Model plates</li> <li>✓ Model casting</li> <li>✓ Occlusal covers</li> <li>✓ Model plug teeth</li> <li>✓ Implantbars</li> <li>✓ Veneers</li> <li>✓ Table-Tops</li> </ul>	<ul style="list-style-type: none"> <li>✓ Crowns</li> <li>✓ Bridge frameworks</li> <li>✓ Inlays</li> <li>✓ Onlays</li> <li>✓ fully anatomical crowns and bridge frameworks</li> <li>✓ Abutments</li> <li>✓ Telescope crowns</li> <li>✓ Veneers</li> </ul>	<ul style="list-style-type: none"> <li>✓ Crowns</li> <li>✓ Bridge frameworks</li> <li>✓ Inlays</li> <li>✓ Onlays</li> <li>✓ fully anatomical crowns and bridge frameworks</li> <li>✓ Abutments</li> <li>✓ Telescope crowns</li> <li>✓ Model plates</li> <li>✓ Model casting</li> <li>✓ Occlusal covers</li> <li>✓ Model plug teeth</li> <li>✓ Implantbars</li> <li>✓ Veneers</li> <li>✓ Table-Tops</li> </ul>	<b>Indications</b>
5	4	5	<b>no. of axes</b>
A: ± 360° B: ± 35°	A: + 190° bis - 10°	A: ± 360° B: ± 35°	<b>Rotation range of the axes</b>
up to 80.000 U/min	up to 60.000 U/min		<b>Spindle speed</b>
580 x 695 x 600 mm	360 x 370 x 490 mm	472 x 484 x 734 mm	<b>Dimensions</b>
145 kg	28 kg	43 kg	<b>Weight</b>
100 – 240 V   50/60 Hz   Socket separately secured (FI)			<b>Power supply</b>
6 - 8 bar   100 l/min - 110 l/min	-	-	<b>Compressed air demand</b>
dry & oil free			
12 months			<b>Warranty</b>
3500 l/min	2500 l/min	2500 l/min	<b>Flow rate suction</b>
18-25 °C   max. 32°C	10-35 °C		<b>Room temp.</b>
max. 80%			<b>Humidity</b>



## SILENT powerCAM EC

extraction unit for CAM systems



Powerful extraction unit with EC motor, bag-free, fine filter technology, suitable for frequently used CAM systems.

### Technical data

Suction turbine power	1610 VA (230 V)
Volume flow (max.)	3984 l/min
Max. depression	257 hPa
Filter technology	Bag- free
Filter quality	Class M according to EN 60335-2-69
CAM interface	RJ 45 socket
PLC: Input signal	2 x turbine suction level 1, suction level 2, turbine off, filter cleaning
PLC: Output signal	2 x filter cleaning – status information
Mains input fuse	2 x 15 A(T)
Number of suction hoses	1

### Properties

Dimensions	270 x 535 x 540 mm
Weight	18 kg
Suction fittings interior	42 mm Ø
Fill level dust collector	7 liter

### Advantages

- ✓ Reliable production process thanks to a low-maintenance EC motor with 5,000 guaranteed operating hours.
- ✓ Suitable for CAD-CAM systems requiring high suction performance due to a powerful motor with a max. flow rate of 4000l/min.
- ✓ High operating comfort thanks to bidirectional communication with the CAM system via PLC control.

### Details

- ✓ No dust bag change due to bag-free fine filter technology, including automatic filter cleaning.
- ✓ Safe disposal of fine milling dusts with the aid of a disposal bag.
- ✓ Very low operating noise of 54.3 dB(A).

## The suitable tools for your milling materials



Tools for high loads and significant longer life.

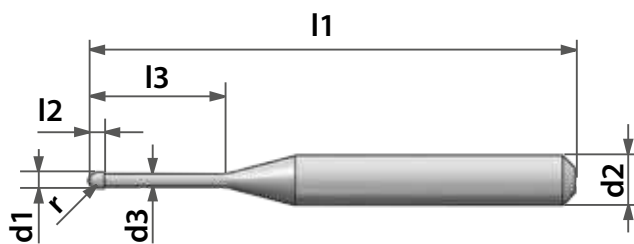
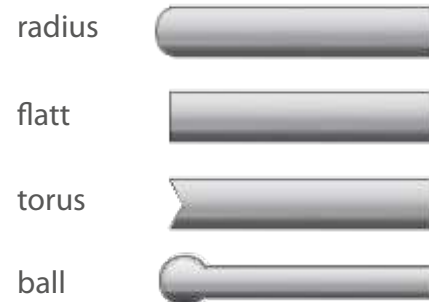
### The suitable tools for your milling materials

It doesn't matter if you use a 4- or 5-axes milling machine.

Depending on the purpose, we offer different lengths and geometries.

You can get further information about that topic in our online shop or directly from our technicians.








### cutting geometries



I1 = total length  
 I2 = cutting length  
 I3 = free grinding length  
 r = radius  
 d1 = cutting diameter  
 d2 = shaft diameter  
 d3 = free grinding diameter



# OVERVIEW MILLING TOOLS

Material	Colorcode	SilaMill	Type
Universal cutter		SilaMill 4 / N4	Double-toothed radius cutter
			Flat grinded double tooth cutter
		SilaMill 5 / 5.8 / T5 / R5	Double-toothed radius cutter mit Beschichtung
			Flat grinded double tooth cutter m. Beschichtung
Zirconium oxide with special coating		SilaMill 4 / N4 / Z4	Double-toothed radius cutter
			Triple-toothed radius cutter
		SilaMill 5 / 5.8 / T5 / R5	Double-toothed radius cutter
			Triple-toothed radius cutter
Zirconium oxide with diamond coating		SilaMill 4 / N4 / Z4	Double-toothed radius cutter
			Double-toothed radius cutter
			Triple-toothed radius cutter
		SilaMill 5 / 5.8 / T5 / R5	Flat grinded double tooth cutter
			Double-toothed radius cutter
			Double-toothed radius cutter
Glass ceramic		SilaMill N4 / Z4 5 / 5.8 / R5	Double-toothed radius cutter
			Torus grinder
			Radius grinder
			Torus grinder
			Radius grinder
			Torus grinder
Non-precious alloys on CoCr basis & Titanium only with wet grinding option		SilaMill 4 / N4 / Z4	Double-toothed radius cutter
			Double-toothed radius cutter
			Double-toothed torus cutter
		SilaMill 5 / 5.8 / T5 / R5	Double-toothed radius cutter
			Double-toothed radius cutter
			Double-toothed torus cutter
Wax and resins		SilaMill 4 / N4 / Z4	Double-toothed radius cutter
			Single-toothed radius cutter
			Double-toothed radius cutter
		SilaMill 5 / 5.8 / T5 / R5	Double-toothed radius cutter
			Double-toothed radius cutter
			Flat grinded single tooth cutter
Nanocomposites with special coating		SilaMill 4 / N4 / Z4	Single-toothed radius cutter
			Double-toothed radius cutter
			Single-toothed radius cutter
		SilaMill 5 / 5.8 / T5 / R5	Double-toothed radius cutter
			Double-toothed radius cutter
			Single-toothed radius cutter



Ø Blade	Length Blade	Length	CAM-Code	REF
0.3	0.6	35	U030-R2-35	249150
0.5	1.5	35	U050-F2-35	249151
0.6	1.2	35	U060-R2-35	249152
1.2	5.0	35	U120-F2-35	249153
0.3	0.6	40	U030-R2-40	249263
0.5	1.5	40	U050-F2-40	249251
0.6	1.2	40	U060-R2-40	249252
1.2	5.0	40	U120-F2-40	249253
1.0	2.0	35	Z100-R2-35	249141
2.0	4.0	35	Z200-R3-35	249142
1.0	2.0	40	Z100-R2-40	249231
2.0	4.0	40	Z200-R3-40	249232
0.6	1.2	35	Z060-R2D-35	249244
1.0	2.0	35	Z100-R2D-35	249245
2.0	4.0	35	Z200-R3D-35	249246
1.2	5.0	35	Z120-F2D-35	249247
0.6	1.2	40	Z060-R2D-40	249240
1.0	2.0	40	Z100-R2D-40	249241
2.0	4.0	40	Z200-R3D-40	249242
1.2	5.0	40	Z120-F2D-40	249243
2.4	18.0	40	Z240-R2D-40	249239
2.0	4.0	40	Z200-R3D-40-T	249144
0.6	5.5	35	G060-R-35	249262
0.6	4.0	35	G060-T-35	249264
1.0	8.0	35	G100-R-35	249260
1.2	9.0	35	G120-T-35	249265
2.4	16.0	35	G240-R-35	249266
2.6	16.0	35	G260-T-35	249261
0.6	1.2	32	M060-R2-32	249300
1.0	3.0	32	M100-R2-32	249301
1.2	3.0	32	M120-T2-32	249303
2.0	4.0	32	M200-R2-32	249302
2.0	4.0	32	M200-R4-32	249304
0.6	1.2	35	M060-R2-35	249310
1.0	3.0	35	M100-R2-35	249311
1.2	3.0	35	M120-T2-35	249313
2.0	4.0	35	M200-R2-35	249312
2.0	4.0	35	M200-R4-35	249314
1.0	4.0	35	P100-R1-35	249115
1.0	2.0	35	P100-R2-35	249111
2.0	8.0	35	P200-R1-35	249116
2.0	4.0	35	P200-R2-35	249112
2.5	5.0	35	P250-F1-35	249114
1.0	4.0	40	P100-R1-40	249206
1.0	2.0	40	P100-R2-40	249201
2.0	8.0	40	P200-R1-40	249205
2.0	4.0	40	P200-R2-40	249202
2.4	18.0	40	P240-R2-40	249207
2.5	5.0	40	P250-F1-40	249204
2.5	5.0	40	P250-F1-40-T	249208
1.0	2.0	35	C100-R2-35	249121
2.0	2.0	35	C200-R2-35	249122
1.0	4.0	35	C100-R1D-35	249124
2.0	8.0	35	C200-R1D-35	249125
1.0	2.0	40	C100-R2-40	249211
2.0	4.0	40	C200-R2-40	249212
1.0	4.0	40	C100-R1D-40	249214
2.0	8.0	40	C200-R1D-40	249215
2.0	8.0	40	C200-R1D-40-T	249217



### Keralloy® BioStar

Keralloy® BioStar is a precious metal free, chromium cobaltbased milling alloy according DIN EN ISO 22674, type 4. Keralloy® BioStar does not contain any beryllium, indium or gallium.

Keralloy® BioStar is easy to mill and guarantees a high biocompatibility. With shoulder.

Ø 98.5 mm with shoulder



### CoCr BioStar

CoCr BioStar is a precious metal free, chromium cobalt-based alloy for the dental application used in dental milling machines (CAD-CAM). It does not contain any nickel, beryllium orgallium.

One of the remarkable features is the high corrosionresistance and biocompatibility. CoCr BioStar is suitable for soldering. Its low hardness allows CoCr BioStar to be easily milled.Available with or without shoulder.

Ø 98.3 mm with shoulder



### TITAN BioStar - available in grade 5

TITAN BioStar °5

Biocompatible pure titanium milling blank for porcelain fused to metal (PFM) techniques. Titan BioStar admits easy laser welding andcan be fired using all usual porcelain indicated for titanium.

Ø 98.5 mm with shoulder

Product	REF H 8 mm	REF H 10 mm	REF H 12 mm	REF H 13.5 mm	REF H 15 mm	REF H 18 mm	REF H 20 mm	REF H 24.5 mm
Keralloy® BioStar	128410	128411	128412	128413	128414	128415	128416	-
CoCr BioStar	128200	128201	128202	128203	128204	128205	128206	128207
Titan BioStar °5	128260	128261	128262	128263	128264	128265	128266	-

## Marmoplast® BioStar

A milling gypsum blank with an extraordinary edge stability, produced from resin reinforced super hard stone. The mechanical properties are matched to meet the requirements of milling parameters and guarantees smooth and splinter-free surfaces. Cause of the special formulation the Preform models do not show any dust during the milling process, only gypsum chippings.

Colour: ivory

Ø 98.5 mm with shoulder



## Wax BioStar

A milling wax disc especially adjusted to the dental CAD/CAM technique. Thereby crowns and bridges can be virtually formed, milled and finally casted the conventional way. The wax is excellently machinable and burns without residue. This results in smooth casted surfaces. These optimized features of the wax give way to even very delicate forms excluding shrinkage or distortion of the milled object. The wax – stable in volume – permits absolutely exact margin finishings and fits. Up to 30 units can be milled out of one disc.

Ø 98.5 mm with shoulder



## SilaPart® BioStar

A special milling disc for the production of perfect partial denture frameworks.

- suitable for all open milling systems
- flexible and brake resistant
- precise and fast milling
- burns out without any residues
- also suitable for milling crowns and bridges

Ø 98.5 mm with shoulder



## PMMA BioStar

Dental milling discs based on PMMA (polymethylmethacrylate) which burn out residue-free and are developed for the casting technique. PMMA BioStar burns out without residue. PMMA BioStar is available in 3 different colours.

Ø 98.5 mm with shoulder





## Splint Plus BioStar

A transparent, highly meshed poly carbonate milling disc.

Indications: on-bite splints, therapeutic splints, unbreakable provisional arrangements, drilling guides, positioners, snap on Smile, metal clasp-free partial prosthesis.

Advantages:

- very high break resistance - high cost effectiveness
- can be milled extremely thin - no special milling instruments necessary
- very good adhesion with other synthetic materials
- easy polymerisation of set teeth
- expandable with common auto- and light polymerisates
- comfortable biting hardness – not too hard and not too soft

Ø 98.5 mm with shoulder



## Splint PMMA BioStar

Thermoplastic acrylic polymer based on polymethylmethacrylate (PMMA)

Indications: Splint PMMA BioStar are transparent dental milling blanks out of PMMA for the manufacture of splints, therapeutic splints, bite regulators and drilling templates for long-term application in the oral cavity up to 12 months.

Advantages:

- biocompatible – medical thermoplastic, no chemoplastic!
- industrially polymerized – minimal residual monomer content
- high fracture resistance and long-term stability (bruxism treatment)
- lowest water absorption – long-term stability of the fit
- good polishing properties, smooth surface are less susceptible to discoloration and plaque deposits, which at the same time minimizes the risk of inflammation.

Ø 98.5 mm with shoulder



## DD BioSplint Flex

The DD Bio Splint FLEX blanks are made of a thermoplastic copolymer based on a medical grade PETG. The material is characterized by high flexibility and simultaneously high impact strength. Free of toxic and allergenic substances, DD Bio Splint FLEX is ideal for patients with intolerances. Using CAD/CAM technology, you will achieve a perfect fit with no re-machining.

Advantages:

- High flexibility with high impact strength at the same time
- No risk of fracture – rail breaks are almost impossible
- High chemical resistance (IPA, med. disinfectants, oncological drugs)
- Improved patient comfort

Polyethylenterephthalat-Glycol (PET-G)

Indication: Flexible splints, therapeutic splints, bite regulators, drilling templates (Indicated for short-term use in the oral cavity)

Ø 98.5 mm with shoulder



## JUVORA™ Dental Disc

Highly biocompatible and high meshed, pure PEEK material based on polyether ether cetone.

- Ideal for nearly all fixed and removable restorations
- Usable in all open milling systems
- Dentincoloured – aesthetic alternative to NEM
- no discoloration and shades of the gingiva
- Veneer bonding with conventional composite materials
- ideal for allergy patients

Ø 98.5 mm with shoulder

## Splint Memory

An adaptable, intelligent and durable blank for maximum wearing comfort.

Splint Memory compensates for inaccuracies with its patented 'thermemory' effect. The material becomes flexible at body temperature and thus adapts optimally to the tooth surface.

Advantages:

- exceptional wearing comfort
- unique flexibility
- self-adjusting
- no yellowing
- enduring
- highest biocompatibility
- 'snap on' splints available

Ø 98.5 mm with shoulder



## Poly BioStar ML

Poly BioStar ML blanks consist of multilayer acrylic polymer based on polymethyl methacrylate (PMMA) without toxic or allergenic materials (according to ISO 10993-5).

Material benefits:

- 5 layers polymerized – very natural aesthetic effect
- biocompatible – medical polymer material
- industrially polymerised – low residual monomer content
- high fracture resistance and continuous flexural load
- plaque resistant – low water absorption – dense structure
- good polishing properties and abrasion resistance
- available in 6 colours (A1, A2, A3, A3,5, B3, C2) and 2 heights (16 & 20 mm)

Ø 98.5 mm with shoulder



Product		REF	REF	REF	REF	REF	REF	REF	REF
		H 14 mm	H 15 mm	H 16 mm	H 18 mm	H 20 mm	H 22 mm	H 25 mm	H 30 mm
<b>Marmoplast® BioStar</b>	ivory	-	-	-	-	-	-	250064	250061
<b>Wax BioStar</b>		250032	-	250033	250030	-	-	250031	-
<b>SilaPart® BioStar</b>		-	-	250080	250081	250082	-	250083	250084
<b>PMMA BioStar transparent</b>	transparent	250050	-	-	250051	-	-	250053	250054
<b>PMMA BioStar blau</b>	blue	250055	-	-	250056	250057	-	250063	-
<b>PMMA BioStar elfenbein</b>	ivory	250058	-	-	250059	-	-	250062	-
<b>Splint Plus BioStar</b>	transparent	-	250125	-	-	250126	-	-	-
<b>Splint PMMA BioStar</b>	transparent	-	250115	-	-	250116	-	250117	-
<b>DD BioSplint Flex</b>	transparent	-	-	-	-	255492	-	-	-
<b>Splint Memory</b>	transparent	-	-	250127	-	250128	-	250129	-
<b>Poly BioStar ML</b>	A1	-	-	250220	-	250221	-	-	-
<b>Poly BioStar ML</b>	A2	-	-	250222	-	250223	-	-	-
<b>Poly BioStar ML</b>	A3	-	-	250224	-	250225	-	-	-
<b>Poly BioStar ML</b>	A3,5	-	-	250226	-	250227	-	-	-
<b>Poly BioStar ML</b>	B3	-	-	250228	-	250229	-	-	-
<b>Poly BioStar ML</b>	C2	-	-	250230	-	250231	-	-	-
<b>JUVORA™ Natural Dental Disc</b>	natural	-	-	250130	250135	250131	250134	250132	250133
<b>JUVORA™ Oyster White Dental Disc</b>	oyster white	-	-	250143	250144	250145	-	250147	250148



## Zirkon BioStar

Zirkon BioStar are dental blanks made of yttrium stabilized, pre-sintered zirconium dioxide for the production of crowns and bridges. Zirkon BioStar offers an absolutely homogenous structure through a specially developed production process. The blanks are optimized for rapid milling strategies and provide excellent edge stability and green body breaking strength during processing. The balanced composition and fine grain structure ensure excellent technical properties. Colour: white.

**Ø 98,5 mm with shoulder**

- highest flexural strength
- high aging resistance
- homogenous density
- excellent fitting
- very good colouring results

4Y-TZP-A

1.300  
MPa

35%  
Transluzenz



## Zirkon BioStar Colour

Already persistent coloured (monochrome) zirconium dioxide in the pre-sintered stage, manufactured according to the same production process as Zirkon BioStar. Available in 5 colors. Color: pre-colored.

**Ø 98,5 mm with shoulder**

- constant and homogenous colour quality.
- Saves a lot of time because there is no colouring and drying process anymore.
- Any post-processing will not result in any white areas.

**Colour orientation compared to the VITA-Colour code:**

500 => A1/A2      800 => A3/B3

1000 => C2/C3      1333 => A3,5/B4      2000 => A4



## Zirkon BioStar Ultra

Zirkon BioStar Ultra is a highly translucent zirconia with best hydrothermal stability and increased fracture protection factor. Zirkon BioStar Ultra combines high translucency and highest strength for the production of highly esthetic full monolithic restorations and is very easy to colorize. Colour: white.

**Ø 98,5 mm with shoulder**

- highly translucent material
- precise colour gradient for a natural look
- high edge stability & hydrothermal resistance
- very good colouring results

4Y-TZ

>1.250  
MPa

45%  
Transluzenz

## Zirkon BioStar Ultra Colour

Zirkon BioStar Ultra are monochrome pre-coloured and highly translucent milling blanks. The technical properties are identical to Zirkon BioStar Ultra in white, available in 4 colours (A1, A2, A3, A3.5).

## Zirkon BioStar Ultra Multilayer

Based on Zirkon BioStar Ultra, Zirkon BioStar Multilayer blanks offer a smooth shade gradation from cervical to incisal.

Zirkon BioStar Multilayer ingots are multilayer, pre-shaded and highly translucent blanks and offer a natural, flowing colour gradient in the enamel, dentin and cervical shade range. Approved for all dental constructions and bridges up to 14 units. Colour: multi-layer dyed.

**Ø 98,5 mm with shoulder**

Available in 16 shades (A1, A2, A3, A3.5, A4, B1, B2, B3, B4, C1, C2, C3, C4, D2, D3, D4), each in 3 heights (14 mm, 18 mm, 22 mm)



## Zirkon BioStar HT Smile

Zirkon BioStar HT Smile is a highly translucent, biocompatible zirconium oxide (type II, class 5) for maximum three-unit bridges in the anterior and posterior region with reduced flexural strength of > 750 MPa. Colour: white.

**Ø 98,5 mm with shoulder**

- translucent like lithium disilicate
- especially suitable for the anterior region
- for single crowns, inlays, onlays, veneers
- max. 3 unit bridges (fully anatomical or reduced)
- very good ageing resistance

5Y-TZP

>750  
MPa

49%  
Transluzenz



## Zirkon BioStar HT Smile Colour

Zirkon BioStar HT Smile Colour are monochrome pre-coloured and highly translucent milling blanks. The technical properties are identical with Zirkon BioStar HT Smile, white. Colour: pre-coloured.

**Ø 98,5 mm with shoulder**

Available in 3 colours (A2, A3, A3.5) and 2 heights (14 mm and 18 mm).

## Zirkon BioStar HT Smile Multilayer

Zirkon BioStar HT Smile Multilayer is a multilayer pre-coloured, highly translucent zirconia and offers a natural, flowing colour gradient in the enamel, dentin and cervical shade range. The indication for up to 3-unit frameworks allows a wide range of applications.

**Ø 98,5 mm with shoulder**

- transparent like lithium disilicate
- > 800 MPa (lithium disilicate only > 300-380 MPa)
- for single crowns, inlays, onlays, veneers
- max. 3-unit bridges (fully anatomical or reduced)

Available in 16 shades (A1, A2, A3, A3.5, A4, B1, B2, B3, B4, C1, C2, C3, C4, D2, D3, D4), each in 3 heights (14 mm, 18 mm, 22 mm)

5Y-TZP

>800  
MPa

16  
VITA® shades

1  
Bleach-Shade



	Zirkon BioStar HT Smile			Zirkon BioStar Ultra			Zirkon BioStar / Zirkon BioStar Colour		
<b>Translucency</b> (1 mm thick)	49%			45 %			35%		
<b>Strength</b>	750 MPa (white) - 800 MPa (ML)			> 1.250 MPa (white und ML)			1.300 MPa (white) - 1.450 MPa (color)		
<b>Typ e&amp; Indication</b> (ISO 6872)	Type II, class 4  ≤ 3 units			Type II, class 5  ≥ 4 units			Type II, class 5  ≥ 4 units		
<b>Cubic Phase</b>	~ 50%			~ 30%			0%		
<b>Colours</b>	MULTILAYER	MONO-CHROM	WHITE	MULTILAYER	MONO-CHROM	WHITE	MONO-CHROM	WHITE	
	A2	A1	white	A2	A1	white	500	white	
	A3	A2		A3	A2		800		
		A3		B1	A3		1000		
		A3,5		B2	A3,5		1333		
		B2		B3	B2		2000		
		B3		B4	B3				
		C2			C2				
	D2			D2					



## Format: Disc, Ø 98.5 mm +/- 1 mm with shoulder (for open milling systems)

Product	Colour	REF H10 mm	REF H 12 mm	REF H 14 mm	REF H 16 mm	REF H 18 mm	REF H 20 mm	REF H 22 mm	REF H 25 mm
Zirkon BioStar	white	252001	252002	252003	252004	252005	252006	-	252008
Zirkon BioStar Colour	500	-	-	252053	-	252055	252056	-	252058
Zirkon BioStar Colour	800	-	-	252063	-	252065	252066	-	252068
Zirkon BioStar Colour	1000	-	-	252103	-	252105	252106	-	252108
Zirkon BioStar Colour	1333	-	-	252113	-	252115	252116	-	-
Zirkon BioStar Colour	2000	-	-	252123	-	252125	252126	-	-
Zirkon BioStar Ultra	white	-	-	252311	-	252313	252314	-	252315
Zirkon BioStar Ultra	A1	-	-	252317	-	252319	252320	-	252321
Zirkon BioStar Ultra	A2	-	-	252323	-	252325	252326	-	252327
Zirkon BioStar Ultra	A3	-	-	252329	-	252331	252332	-	252333
Zirkon BioStar Ultra	A3.5	-	-	252335	-	252337	252338	-	252372
Zirkon BioStar Ultra Multilayer	A1	-	-	252373	-	252374	-	252375	-
Zirkon BioStar Ultra Multilayer	A2	-	-	252356	-	252357	-	252358	-
Zirkon BioStar Ultra Multilayer	A3	-	-	252359	-	252360	-	252361	-
Zirkon BioStar Ultra Multilayer	A3,5	-	-	252376	-	252377	-	252378	-
Zirkon BioStar Ultra Multilayer	A4	-	-	252379	-	252380	-	252381	-
Zirkon BioStar Ultra Multilayer	B1	-	-	252362	-	252363	-	252364	-
Zirkon BioStar Ultra Multilayer	B2	-	-	252365	-	252366	-	252367	-
Zirkon BioStar Ultra Multilayer	B3	-	-	252368	-	252369	-	252370	-
Zirkon BioStar Ultra Multilayer	B4	-	-	252382	-	252371	-	252383	-
Zirkon BioStar Ultra Multilayer	C1	-	-	252384	-	252385	-	252386	-
Zirkon BioStar Ultra Multilayer	C2	-	-	252387	-	252388	-	252389	-
Zirkon BioStar Ultra Multilayer	C3	-	-	252390	-	252391	-	252392	-
Zirkon BioStar Ultra Multilayer	C4	-	-	252393	-	252394	-	252395	-
Zirkon BioStar Ultra Multilayer	D2	-	-	252396	-	252397	-	252398	-
Zirkon BioStar Ultra Multilayer	D3	-	-	256001	-	256002	-	256003	-
Zirkon BioStar Ultra Multilayer	D4	-	-	256004	-	256005	-	256006	-
Zirkon BioStar HT Smile	white	-	252712	252713	252714	252715	252716	-	252718
Zirkon BioStar HT Smile Colour	A2	-	-	252733	-	252735	-	-	-
Zirkon BioStar HT Smile Colour	A3	-	-	252743	-	252745	-	-	-
Zirkon BioStar HT Smile Colour	A3.5	-	-	252753	-	252755	-	-	-
Zirkon BioStar HT Smile Multilayer	A1	-	-	252719	-	252720	-	252721	-
Zirkon BioStar HT Smile Multilayer	A2	-	-	252700	-	252701	-	252702	-
Zirkon BioStar HT Smile Multilayer	A3	-	-	252703	-	252704	-	252705	-
Zirkon BioStar HT Smile Multilayer	A3.5	-	-	252706	-	252707	-	252708	-
Zirkon BioStar HT Smile Multilayer	A4	-	-	252709	-	252710	-	252711	-
Zirkon BioStar HT Smile Multilayer	B1	-	-	256201	-	256202	-	256203	-
Zirkon BioStar HT Smile Multilayer	B2	-	-	256204	-	256205	-	256206	-
Zirkon BioStar HT Smile Multilayer	B3	-	-	256207	-	256208	-	256209	-
Zirkon BioStar HT Smile Multilayer	B4	-	-	256210	-	256211	-	256212	-
Zirkon BioStar HT Smile Multilayer	C1	-	-	256213	-	256214	-	256215	-
Zirkon BioStar HT Smile Multilayer	C2	-	-	256216	-	256217	-	256218	-
Zirkon BioStar HT Smile Multilayer	C3	-	-	256219	-	256220	-	256221	-
Zirkon BioStar HT Smile Multilayer	C4	-	-	256222	-	256223	-	256224	-
Zirkon BioStar HT Smile Multilayer	D2	-	-	256225	-	256226	-	256227	-
Zirkon BioStar HT Smile Multilayer	D3	-	-	256228	-	256229	-	256230	-
Zirkon BioStar HT Smile Multilayer	D4	-	-	256231	-	256232	-	256233	-

## DDBasicShade



## DDProShade Z



## DDProShade C



## DDArtElements



### DD Basic Shade

With the DD Basic Shade staining liquids, we offer you the ideal basis for individualizing your monolithic as well as veneering work. If you want to offer a true, all-ceramic alternative to NEM, efficient fabrication in the laboratory is crucial. With the DD Basic Shade shades, we offer you a shading solution that you can use for all zirconia variants. The „one for all“ shade system that adapts to your daily laboratory routine and not the other way around..

### DD Pro Shade Z

The “Z variants” are optimized for the individual painting technique (stain & glaze), minimal coating (cut back) or as a framework shade for full veneering or the combination of the techniques in one job.

### DD Pro Shade C

The “C variants” are optimized for the high level of translucency of the Zirkon BioStar HT Smile. Monolithic full ceramic is possible with just glazing. A high aesthetic level and efficient work are combined into one.

### DD Art Elements

Universally applicable with all DD dentine liquids and with all Zirkon BioStar types.

	DD Basic Shade		DD Pro Shade Z		DD Pro Shade C	
Color acc. VITA®	REF 30 ml	REF 100 ml	REF 30 ml	REF 100 ml	REF 30 ml	REF 100 ml
0M1	255300	255301	255400	255401	255350	255351
0M2	255302	255303	255402	255403	255352	255353
0M3	255304	255305	255404	255405	255354	255355
A1	255306	255307	255406	255407	255356	255357
A2	255308	255309	255408	255409	255358	255359
A3	255310	255311	255410	255411	255360	255361
A3,5	255312	255313	255412	255413	255362	255363
A4	255314	255315	255414	255415	255364	255365
B1	255316	255317	255416	255417	255366	255367
B2	255318	255319	255418	255419	255368	255369
B3	255320	255321	255420	255421	255370	255371
B4	255322	255323	255422	255423	255372	255373
C1	255324	255325	255424	255425	255374	255375
C2	255326	255327	255426	255427	255376	255377
C3	255328	255329	255428	255429	255378	255379
C4	255330	255331	255430	255431	255380	255381
D2	255332	255333	255432	255433	255382	255383
D3	255334	255335	255434	255435	255384	255385
D4	255336	255337	255436	255437	255386	255387

DD Art Elements	REF
DD Art Elements Coloring liquid SA1	15 ml bottle 255450
DD Art Elements Coloring liquid SA2	15 ml bottle 255451
DD Art Elements Coloring liquid SC1	15 ml bottle 255452
DD Art Elements Coloring liquid SC2	15 ml bottle 255453
DD Art Elements Coloring liquid SO	15 ml bottle 255454
DD Art Elements Coloring liquid SO Bright	15 ml bottle 255455
DD Art Elements Coloring liquid light pink	30 ml bottle 255470
DD Art Elements Coloring liquid purple	30 ml bottle 255471
DD Art Elements Coloring liquid yellow	30 ml bottle 255472
DD Art Elements Coloring liquid orange	30 ml bottle 255473
DD Art Elements Coloring liquid light brown	30 ml bottle 255474
DD Art Elements Coloring liquid dark brown	30 ml bottle 255475
DD Art Elements Coloring liquid blue	30 ml bottle 255476
DD Art Elements Coloring liquid light grey	30 ml bottle 255477
DD Art Elements Coloring liquid dark grey	30 ml bottle 255478
DD Art Elements Coloring liquid graphit	30 ml bottle 255479
DD Art Elements Vario-Liquid	30 ml Bottle 255490
DD Art Elements set LAE001	10x Effect colors 30 ml 255499



**NEW**

## MarmoScan-Wax

Scannable modelling wax, Colours: ivory

### Applications:

- Used in blocking out cavities and closing saw cuts prior to scanning
- For all CAD-CAM systems (white light and laser scan)
- Compatible with CAM-Stone N, as no additional spray/powder is needed when using MarmoScan Wax
- For optimum scan and fit

MarmoScan-Wax

60 g Dose

REF 250010

## MarmoScan varnish

Scannable non-reflecting varnish for all dental gypsum

Colour: ivory

### Applications:

- Anti-reflex liquid for all CAD-CAM systems
- Smooths surfaces to be scanned
- For extra-oral laboratory use only

### Characteristics:

- Laser-opaque, washes off
- use MarmoScan thinner for thinning
- suitable for all dental gypsum

MarmoScan varnish

20 ml bottle with brush

REF 250001

MarmoScan thinner

20 ml bottle

REF 250002

## MarmoScan-Spray Plus

Scan-Spray, white

- extra-fine atomiser for ultra fine spray film, ensures finest edge presentation
- homogeneous spray condition with very smooth surfaces
- easy to clean with water steam
- suitable for all CAD-CAM systems
- for the extraoral application (gypsum model)

MarmoScan-Spray Plus

200 ml spray bottle

REF 250023

## MarmoScan-Spray Basic

Scan-Spray, white

- suitable for all CAD-CAM systems
- homogeneous spray condition with very smooth surfaces
- very good price-performance ratio
- for the extraoral application (gypsum model)
- easy to clean with water steam

MarmoScan-Spray Basic

400 ml spray bottle

REF 250022

## Scantist 3D Vanishing

Dental Scan Spray

- evaporating, extraoral 3D scan spray
- no contamination of object and environment
- no subsequent cleaning necessary
- free of titanium oxide (TiO<sub>2</sub>) and other pigments
- high time and cost saving

Scantist 3D Vanishing

200 ml spray bottle

REF 250024

## HTS-2/METAL GLOW-120+

New innovative technologies require accompanying new approaches in order to be successful.

Our wealth of experience and deep knowledge of heat treatment and sintering technology have made it possible to create a suitable solution for the challenges in the field of metal 3D printing.

With the HTS-2/METAL GLOW-120+ you will find the right tempering furnace, which can be used both with and without a protective gas atmosphere, depending on the requirements. The control used here with 30 program slots, 9 holding levels and 40° increase/min. With the data interface that is also available, it fulfills all of today's known requirements for the safe handling of your printed products.

MIHM-VOGT proves once again that experience creates innovative products that give your laboratory access to long-lasting and future-oriented technology.

- ✓ 30 SINGLE CROWNS or 1 SINTERING DISC
- ✓ Molybdenum-disilicide heating elements PRO
- ✓ Maximum temperature 1400°C
- ✓ Program contro
- ✓ Shielding-gas supply manually adjustable
- ✓ Thermocouple PtRh-Pt, Typ S
- ✓ Timer function
- ✓ RS-232 interface

HTS-2/Metal Glow-120+

REF 246283



## MV-R

The optimal combination of proven technology and future-oriented innovations

Due to significant further development of our heating technology, we have achieved a heating rate of up to 200°C/min and can thus meet our customers' demands for shorter sintering times. On 200 program positions any sintering program can be displayed, each with 10 possible programming levels.

The clearly designed touch display guides you through the individual menu levels in simple steps and enables fast programming of the individual material parameters.

The USB data interface allows quick installation of device updates and readout of error analyses.

These and other future-oriented innovations - combined with the proven quality of MIHM-VOGT - make the mv-r a strong partner for every requirement in your dental practice or laboratory.

MV-R

REF 246199





## TABEO

The new generation of the model series TABEO / ZIRKON has been designed in close cooperation with dental laboratories and dealers of our worldwide distribution network. The result is a device concept which fully complies with most varied requirements not only in terms of economic efficiency and reliability, but especially with regard to characteristics of modern materials.

The SiC versions are equipped with 4 high-quality heating elements made of silicon carbide, allowing a sintering temperature of up to 1550°C and preventing discoloration of the restorations caused by molybdenum. Pre-set service programs increase the life span of the heating elements and the heating chamber in addition.

The MoSi<sub>2</sub> versions are equipped with 4 high-quality molybdenum-disilicide heating elements of the latest generation allowing a sintering temperature of up to 1650°C. The regular execution of pre-set service programs can prevent possible discoloration of restorations and increase the life span of the heating elements and the heating chamber.

TABEO-1/M/ZIRKON-100

REF 246240

TABEO-2/M/ZIRKON-120

REF 246242

TABEO-1/S/ZIRKON-100

REF 246241

TABEO-2/S/ZIRKON-120

REF 246243

## German high-tech when it comes to preheating and sintering furnaces!



## HTS

The redesigned HTS-2 model series combines the well-known features of the models HT-S and HT-S SPEED.

The HTS-2 offers you not only the fusion of the properties of old models, but also a larger sintering capacity of up to 80 individual crowns. The heating system with four high-performance molybdenum disilicide heating elements (MoSi<sub>2</sub>) means that you can now choose whether to use the conventional long-term sintering or the SPEED-sintering with a heat-up rate up to 99°C/minute.

The simple, practical handling of the HT-series program control was also incorporated here with all its familiar functions; program display on a four-line LCD-display, timer function for sintering overnight or also using drying programs for wet-milled restorations. There are three service programs for servicing the heating chamber and the heating system.

HTS-2/M/ZIRKON-120

REF 246194

## HT

HT-2 - even more efficient due to a larger capacity

Due to the size of the heating chamber, it is now possible to process three sintering trays  $\varnothing=120\text{mm}$  during the conventional long-term sintering. However, the heating system with six high-quality molybdenum disilicide heating elements ( $\text{MoSi}_2$ ) enable you to carry out processes within 76 minutes in a SPEED-sintering process. These represent optimal prerequisites for your dental laboratory or milling centre.

As with all our model variants, the HT-2 is operated with a simple, self-explanatory program control. 4-line LCD-display, timer function for overnight sintering, drying programs for wet-milled restorations. There are three service programs for servicing the heating chamber and the heating system.



HT-2/M/ZIRKON-120

REF 246094



## METAL

Safe and fit for the future

There are three models available to select from for sintering non-precious metal (NEM). All of these models work under inert gas atmosphere to protect the non-precious metal from scaling.

Choose from two long-lasting non-precious metal sintering systems. For the metal system 100, the shielding-gas supply is system-controlled. In addition to some pre-set material parameters, free programs are available. This guarantees safety. For the metal system 120, on the other hand, the shielding-gas supply can be adjusted manually. In addition to a high level of safety the customer can be sure to have the freedom to adapt the system to new kinds of metal material in the future.



TABEO-2/M/METAL-120

REF 246244

HTS-1/M/METAL-100

REF 246197

HTS-2/M/METAL-120

REF 246198

# OVERVIEW SINTERING FURNACES



TABEO-1  
S/ZIRKON-100



TABEO-1  
M/ZIRKON-100



TABEO-2  
S/ZIRKON-120



TABEO-2  
M/ZIRKON-120



TABEO-2  
M/METAL-120

	REF 246241	REF 246240	REF 246243	REF 246242	REF 246244
	Zirkon	Zirkon	Zirkon	Zirkon	Metal
Heating-chamber height m)	42		92		
Sintering tray	1 x Ø 100 mm / 30 mm sinter bowl		3 x Ø 120 mm / 30 mm sinter bowl		1 x Ø 120 mm sinter system
max. temperature	1550 °C	1650 °C	1550 °C	1650 °C	1400 °C
Heating elements	4 x SiC	4 x MoSi	4 x SiC	4 x MoSi	4 x MoSi
max. programmable heating rate (K/min)	25	25	25	25	40
shortest heating periode to 1.500°C at 230V	63	61	58	72	
shortest cooling periode to 300°C	124	148	143	145	
Program control					
7-segment LED	✓	✓	✓	✓	✓
4-lines LCD	✗	✗	✗	✗	✗
Number of process steps	4	4	4	4	4
Ffixed programs	✗	✗	✗	✗	4
Program numbers free	9	9	9	9	5
Thermocouple PtRh-Pt 140 mm, Typ S	✓	✓	✓	✓	✓
Service programs					
A-Temperature control	✓	✓	✓	✓	
C-Purge heating chamber	✓	✓	✓	✓	
E-Regenerate heating elements	✗	✓	✗	✓	
Buffering of emergency-cooling battery					
Port RS 232	✓	✓	✓	✓	✓
Door lift function	✗	✗	✗	✗	✗
Shielding-gas supply	✗	✗	✗	✗	✓
Over-night programming	✓	✓	✓	✓	✓
Power max.	1700	1500	2000	1800	1600
Voltage range	200-240 V   50/60 Hz   Socket separately fused (FI)				
Dimensions	400 x 400 x 600 mm		480 x 460 x 680 mm		530 x 460 x 680 mm
Weight in kg	60	55	85	80	80

[1\*] only in combination with test kit



# OVERVIEW SINTERING FURNACES



**HTS-2  
M/ZIRKON-120**



**HT-2  
M/ZIRKON-120**



**HTS-2  
M/METAL-120**



**MV-R**



**HTS-2  
METAL Glow-120+**

REF 246194		REF 246094		REF 246198	REF 246199	REF 246283
Zirkon		Zirkon		Metal	Metal	Metal
72		102		67	75	100
2 x Ø 120 mm / 30 mm sinter bowl		3 x Ø 120 mm / 30 mm sinter bowl		1 x Ø 120 mm sinter system	2 x Ø 100 / 30 mm sinter bowl	
1650 °C				1400 °C	1650 °C	1400 °C
4 x MoSi		6 x MoSi		4 x MoSi	4 x MoSi	4 x MoSi
Classic 30	Speed 99	Classic 30	Speed 99	40		
55	25	49	27		8 „SPEED Motion“	
47	18	143	19			
✗		✗		✗	7" Touch Display	
✓		✓		✓		
4		4		4	10	9
✗		✗		4		
30		30		26	200	30
✓		✓		✓	✓	✓
✓		✓			✓	
✓		✓			✓	
✓		✓			✓	
✗		✗		✗		
✓		✓		✓		
✓		✓		✓		
✗		✗		✓		
✓		✓		✓		
3200		3800		2000	3500	3000
200-240 V   50/60 Hz   Socket separately fused (FI)						
390 x 500 x 790 mm		500 x 560 x 820 mm		390 x 500 x 790 mm	390 x 540 x 780 mm	390 x 540 x /800 mm
60		74		56	65	63



## 2 CREATE

Metal 3D Printer for dental applications and prototypes is an accessible way to rapid manufacturing metal parts and prototypes with complex geometries from a variety of alloys..

### ✔ Simply

- intuitive and convincing software solutions
- simple and easy to use for everyone

### ✔ Robust

- robust and reliable system

### ✔ Open

- the user decides how and with which powder to print.

### ✔ Affordable

- cheap, reliable, flexible.
- 3D printing accessible to everyone

### ✔ Fast Material Change

- change your metal powder within 20 minutes

### ✔ Plug & Play

- ready to start printing titanium & other alloys

### ✔ Instant printing

- ready to print in below 5 minutes (from 21% oxygen to below 1%)

### Technicle Data

Build volume	Ø 100 x 100 mm
Reservoir volume	Ø 110 mm x 200 mm
Coater	Rotation precision coater
Inert gas	Nitrogen / Argon
Layer thickness	20 - 100 µm
Dimensions	720 x 860 x 1790 mm
Weight	450 kg

### Optic

Laser source / power	Yb fiberlaser / 250W
Wavelength	1070 nm
Lens	Precision F-Theta lens
Scan speed	up to 10 m/s
Spot size	min. 40 µm

### Electronic

Power	230V, 10A 50/60Hz, 2.3kW
-------	--------------------------

2 CREATE 3D Metal Printer

REF 268010

## 2 BUILD (Software for 2 CREATE)

2BUILD Software is the newest and most innovated tool for 3D Printing data preparation, and the solution to all your 3D printing needs. The strategy editor allows you to choose the right strategy for your powder from a large library of process parameters.

### ✔ Nesting

- High-speed nesting saves valuable post-processing time

### ✔ Labeling

- Labeling for easy allocation of the components

### ✔ Support Generation

- Automatic generation of supports

### ✔ Integrated analysis tool

- Develop new parameters quickly
- Automated, statistical design of experiments
- Integrated density evaluation based on image analysis
- Automated calculation of the optimal printing parameters

### ✔ Production Manager

- Increase your productivity and optimize your work processes

### ✔ 2Connect

- Control and monitor your AM-ECO system via one platform

### ✔ Support Editor

In 3D printing, the supports fulfill several important functions.

They attach the component to the surface of the build platform and thus prevent thermal deformation. In addition, the supports ensure heat transport during printing. The heat generated by the melting of the powder must be dissipated via the supports, since the non-melted powder is a very good thermal insulator. In the support editor, all properties of the supports can be freely selected. In addition to the thickness and density of the supports, the bond to the component can also be adjusted. An intelligent integrated algorithm adjusts the number of supports so that only as many supports are generated as are necessary for reliable printing.

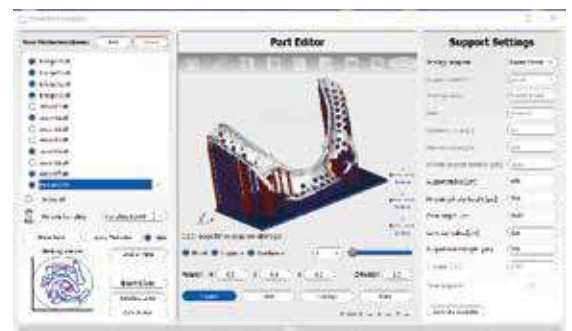

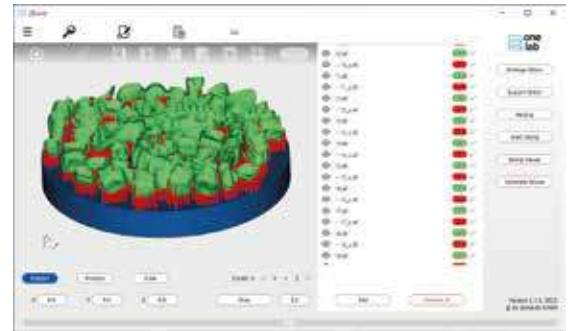
This saves time and money during postprocessing. .

### ✔ Strategy Editor

A variety of 3D printing strategies can be chosen in the strategy editor. The software allows full control over the exposure process. Various hatching, contour and finishing strategies settings are available. Strategies can be created and managed by the user as desired. The intuitive concept of individual color coding allows the new strategy to be applied to the model with a few clicks. Clear, simple and intuitive.

Besides line hatching, the editor also offers the possibility for island or stripe exposure. The contour drive can also be defined as desired.

Newly created strategies are synchronized directly in the cloud and can be accessed from different devices.





## Phrozen Sonic XL 4K

- ✓ Large build volume
- ✓ Easy exchange of components
- ✓ 52µm print precision thanks to 4K display
- ✓ High light intensity for short construction times
- ✓ Stainless steel platform: Significantly improved adhesion characteristics
- ✓ Very high quality material
- ✓ Defined factory settings for optimum printing results

The SILADENT 3D printer is a powerful solution for 3D printing in the dental field. With a construction volume of 200 x 125 x 200 mm, it offers enough space for the production of components of different sizes. The replacement of parts is quick and easy to carry out.

Thanks to the 4K display and the high light intensity, the printer achieves a printing precision of 52 µm, which enables shorter construction times and a detailed print result. The stainless steel construction platform improves the adhesion properties of the printed components and thus ensures more stable printing results. The material used is of high quality and ensures reproducible results over a longer period of time.

The device was calibrated by Dreve in Unna and has defined factory settings in order to achieve optimal printing results. These properties make the SILADENT 3D printer a reliable solution for the production of 3D printed components in the dental field.

### 3D printing without compromises with the SILADENT workflow.

Our SILADENT workflow offers you everything from slicing to post-curing from a single source. With our user-friendly interface and our reliable system, you save time and effort with every printing project and can concentrate on what is important: perfect printing results.

The optimized digital workflow from SILADENT enables you to get started with dental 3D printing quickly and easily thanks to its simplicity and efficiency.



#### phrozen.siladent.de

Here you will also find, among other things, a quick start guide for quick start-up, as well as an FAQ with frequently asked questions about the product.

#### Technical data

Construction area	200 x 125 x 200 mm
Z Resolution	10 - 300 µm
XY Resolution	52 µm
Wave length (LED)	385 - 405 nm

#### Operating environment

Temperature	10°C bis 30°C
Humidity	40% bis 60%

#### Properties

Dimensions	470 x 330 x 290 mm
Weight	18 kg
Connections	Network, USB, Power supply
Power input	100-240V / 50-60 Hz, 0,7 Az

## SilaPrint Wash

### Simple and clean

The used liquid can be emptied very easily by removing the inner tank. The airtight lid prevents unpleasant odors from escaping and thus improves the working environment.

### Height-adjustable drainer

Thanks to the integrated height-adjustable drip device, the operator can remove the components to be cleaned easily and cleanly.

### A program for every object

There are 3 washing programs available, which can be selected from the menu: Standard and intensive cleaning or the wash cycle for sensitive parts. You can clean very complex objects precisely. Gentle cleaning is suitable for sensitive parts in order not to damage the 3D prints.

- ✔ Dimensions: 320 x 240 x 330 mm (W x H x D)
- ✔ Inner space: 145 x 145 x 105 mm (W x H x D)



SilaPrint Wash

REF 267700

## Flash-curing device for lightcuring resins

The device can be used for the photo-polymerisation of all light-curable materials (where the curing takes place) at a wavelength range of 280-580 nm. Ideal for end curing of 3D printed dental resins. With its technical configuration, the Otoflash G171 enables short curing times. Compared to other methods this achieves a substantially better curing of the 3D printed materials, resulting in very good physical characteristics and reduced residual monomer content (inhibition layer).

In combination with our Otoflash G171 and our printing material Ortho Print UV (medical class IIa) you can produce certified occlusal splints and drilling templates.

- ✔ Dimensions of polymerisation chambers: 120 x 120 x 50 mm
- ✔ Trays for polymerization material with UVB blocker
- ✔ Power input: 250 Watt
- ✔ Number of light sources: 2 flashbulbs à 100 W
- ✔ Flash frequency: 10 flashes per second
- ✔ deliverable with a protective gas appliance for nitrogen (N<sub>2</sub>)
- ✔ Digital timer: adjustable from 1 to 9.999 flashes
- ✔ Dimensions: 310 x 310 x 140 mm, weight: 6 kg



Otoflash G171

REF 267900



## SilaPrint model II

Especially developed for new generations of printers with 385 nm: Lightcuring resin for the manufacturing of dental models for orthodontics and prosthetics. Faster printing process due to higher output, still with the same precision. Also suitable for printing expert and show models.

SilaPrint model II, 1.000 g, beige

REF 267300



## SilaPrint setup

Light-curing resin for the manufacturing of orthodontic set-up models. The material is above all characterised by its increased building speed. The set-up models are very well suitable for the thermoforming technique.

SilaPrint setup, 1.000 g

REF 267301



## SilaPrint cast

Light-curing resin for the production of burn-out molded parts for the dental casting technique. The material is highly compatible: it can be used with all commercially available embedding materials.

SilaPrint cast, 1.000 g

REF 267303



## SilaPrint gingiva

Light-curing resin for the manufacturing of dental gingiva masks. Permanently soft and exible. Perfectly combinable with working models made of FotoDent® model resins.

SilaPrint gingiva, 1.000 g

REF 267302

## SilaPrint model LCD

SilaPrint model LCD is a light curing resin for the production of dental models using 385 nm / 405 nm LED based stereolithography. For obligatory post curing of SilaPrint model LCD built parts, the high performance light curing unit Otoash G171 is recommended, which is optimal balanced to the production process.

SilaPrint model LCD, 1.000 g, beige

REF 267307



## SilaPrint tray

Biocompatible light-curing resin for the manufacturing of dental impression trays. High reactivity at low viscosity. The finished impression trays have a homogeneous surface, which significantly reduces manual reworking.

SilaPrint tray, 1.000 g

REF 267304



## FotoDent® guide

Light-curing resin for the manufacturing of dental drill guides. Drill guides made from FotoDent® guide are dimensionally stable and biocompatible.

FotoDent® guide, blue transparent, 405 nm, 1.000 g

REF 267334

FotoDent® guide, clear transparent, 385 nm, 1.000 g

REF 267335



## FotoDent® denture

Light-curing resin for the production of denture bases. The material provides for accurate results with an outstanding dimensional stability. FotoDent® denture is MMA-free and stable of colour.

FotoDent® denture, 1.000 g, pink-transparent

REF 267330

FotoDent® denture, 1.000 g, pink-opaque

REF 267331





## FREEPRINT® model

Light-curing resin for the 3D printing of dental models.

Precise reproduction of details, maximum surface hardness and shape stability. Maximum precision in construction, feel and stability meet the high demands of model production. Opaque colour adjustment for the optical detection of surface structure, preparation margins, etc. Colours: ivory, grey, sand

FREEPRINT® model, 1.000 g, ivory **REF 267220**

FREEPRINT® model, 1.000 g, sand **REF 267221**

FREEPRINT® model, 1.000 g, grey **REF 267222**



## FREEPRINT® temp

Light-curing, biocompatible resin for the 3D printing of temporary crowns & bridges.

Exceptional breaking and flexural resistance, high abrasion resistance. Natural tooth esthetics, brilliant, translucent colours. Easy surface processing and polishing, can be characterized individually with the smartrepair® system or composites. Low viscosity for low material consumption and more rapid cleaning. Resistant to oral conditions, no odour or taste irritations, medical device Class IIa, colours: A1, A2, A3

FREEPRINT® temp, 1.000 g, A1 **REF 267260**

FREEPRINT® temp, 1.000 g, A2 **REF 267261**

FREEPRINT® temp, 1.000 g, A3 **REF 267262**



## FREEPRINT® tray

Light-curing, biocompatible resin for the 3D printing of individual impression and functional trays and base resin plates.

Low viscosity for low material consumption and more rapid cleaning. Maximum construction speed, very high dimensional stability and torsional rigidity. No mechanical reprocessing of the surface necessary. Suitable for all impression materials, neutral odour and taste, MMA-free. Medical device Class I, colour: green

FREEPRINT® tray, 1.000 g **REF 267266**



## FREEPRINT® ortho

Light-curing, biocompatible resin for the 3D printing of base parts for orthodontic apparatuses, drilling and X-ray templates, occlusal and waxation splints.

Benefits: maximum reliability of construction process, mechanical strength, easy to polish. Breaking strength, elasticity and influence of moisture following the orthodontic standard. Validated processes for sterilization in autoclaves. Adaptation of the occlusion field, easy waxation of orthodontic wire elements and auxiliary components with FREEFORM® xgel. Resistant to oral conditions, neutral odour and taste. Medical device Class IIa, colour: clear-transparent

FREEPRINT® ortho, 1.000 g **REF 267201**



## FREEPRINT® model 2.0

Light-curing resin for the 3D printing of dental models.

Maximum surface hardness and shape stability provide an excellent mechanical strain. Faster workow without drying process. Maximum precision in construction, feel and stability meet the high demands of model production. Optimum edge strength provides reliable models. Opaque colour adjustment for the optical detection of surface structure, preparation margins, etc. Colours: sand, light-grey, grey, caramel, white

FREEPRINT® model 2.0, 1.000 g, sand

REF 267223



## FREEPRINT® denture

Light-curing, biocompatible resin for the 3D printing of removable denture bases.

High process reliability thanks to high initial hardness following printing. Low viscosity for reduced material consumption and faster cleaning. Displays maximum mechanical exural and tensile strength without becoming brittle. Colour stability, odorless and tasteless. MMA-free, medical device Class IIa. Colour: pink-transparent

FREEPRINT® denture, 1.000 g

REF 267228



## FREEPRINT® gingiva

Light-curing resin for the 3D printing of exible gingival masks for dental models.

For 3D reproduction of functional gingival model segments in a digital workow in conjunction with FREEPRINT® model. Excellent elasticity and tear-resistance. Excellent dimensional stability, no shrinkage or aging, ductile even when stored over a long period. No annoying or unpleasant odors from fabricated gingival masks. Colour: gingiva

FREEPRINT® gingiva, 1.000 g

REF 267267



## FREEPRINT® cast

Light-curing resin for the 3D printing of cast objects using precision casting technology.

Burns without residue in the mould, even with large volumes. Embedding is performed with phosphate-bonded standard embedding compound. Precise reproduction of the finest surface structures. Low-viscosity approach for low material consumption and more rapid cleaning. High process reliability and precision in construction. Colour: red

FREEPRINT® cast, 1.000 g

REF 267211



<b>2Create</b>	102	FotoDent®	109
<b>3D Printer</b>	104	FREEPRINT®	110 - 111
<b>Abrasives</b>	55	<b>GipEx</b>	23
Adhesive duplicating tape	31	GipEx Tabs	23
Adhesive duplicating tape with space-maintaining	31	Gipsil	30
Adisil® blue 9:1	26	Gisan	24
Adisil® pink 1:1	26	Glass Beads	55
Adisil® rapid 1:1	28	Granisit®	34
Adisil® transparent 1:1	28	Granisit® RPS	35
Adorbond CC Powder	47	Granisit® XF Speed	35
Adorbond CC Plus Powder	47	Gypsum	7 - 22
Alabaster gypsum	12 - 13	Gypsum dissolving agent	23
Algidur-Liquid	24	Gypsum Gloss	24
Alloys	48 - 51	Gypsum Knife	24
Aluminium gypsum scoop	24	Gypsum Rules	8 - 9, 64
Aluminium Oxide	55	<b>Handbooks</b>	64
Articulation plaster	11 - 12	Hard sticky wax	63
Articulation plaster natural	11 - 12	Harz Pumice Mouse	57
Articulation plaster synthetic	12	Heat4Speed	52
Auxiliary gypsum materials	23 - 24	HT / HTS	98 - 99
<b>Base former</b>	5	Hydrosil 1:1	27
Base plates white, model form	40	<b>Investing technique (Poster)</b>	64
Base plates, round	39	Investments accessories	37 - 43
Base Stone	21	Investments	33 - 35
Base Stone FL	21	<b>Japan-Stone</b>	19
Biral® 2000 H	48	Jet 2000	34
<b>CAM-Stone N</b>	21	JUVORA™ Dental Disc	89
CoCr BioStar	86	<b>Keralloy® BioStar</b>	86
Conofix pint	43	Keralloy® KB	50 - 51
Conox emery paper	59	Keralloy® N	50 - 51
Conox emery paper mandrel	59	Kneadable silicone	61
Construction software	68 - 69	Kontursil 1:1	27
<b>DD Art Elements</b>	94 - 95	Korit-Abrasive	55
DD Basic Shade	94 - 95	<b>Laser welding rods</b>	52
DD BioSplint Flex	88	Light-curing tray material	63
DD Pro Shade C	94 - 95	Liquid dispenser unit	37
DD Pro Shade Z	94 - 95	Liquid dispensing bottle	37
Debubblizers	30	Literature	64
Deiberit® modelling pearl wax	41	<b>Mandrel</b>	59
Denture prostheses	53 - 54	Marmodent®	15
Diafilz Felt Points	58	Marmodent® S	15
Die Stone	20	MarmoDie	22
Digital Solar Scale	63	Marmogel	28
Digital Timer	63	Marmoplast® BioStar	89
DIN EN ISO 6873	7	Marmoplast® N	17
Dispenser unit DA 2000 evo 1 : 1	29	Marmorock® 20/22/24	18
Dispensing pump	29	Marmorock® E	22
Disposable Plunger	41	Marmorock® Saphir	17
Disposable ring tape	38	Marmorock® Speed	19
Dr. Balzer®	11	MarmoScan varnish	97
Duplicating cross	31	MarmoScan-Spray Basic	97
Duplicating gel	28	MarmoScan-Spray Plus	97
Duplicating silicones	26 - 28	MarmoScan-Wax	97
Duplicating technique (Poster)	64	Marmosep G	23
Duplicating technique	25 - 31	Marmosep K	23
Dura semi-hard plaster	13	Marmovest G	36
<b>Economical duplicating flasks, blue</b>	31	Measuring cylinder	24
Excalibur	20	Measuring syringe	37
exocad®	66 - 67	Micro	34
Expansion liquid type 100	37	Milling machines	75 - 81
Expansion liquid type 140	37	Milling tools	83 - 85
<b>Fixation device</b>	30	Mixing bowl for the vacuum mixer VM 2000	29
Flaskless duplicating system	25	Mixing Spatula	24

Mixing tips	29	Silavest® Press	32
Model hammer	6	Sila-X-Press	53
Model sleeve	6	SILENT powerCAM EC	82
Modelit®	15	Silicone sleeves Ceram	40
Modellsystem Profident 2010	6	Silicone sleeves model-shaped	40
Modiral® S	48	Silicone sleeves, round	39
Mounting Stone	12	Special solder	52
MV-R	100	Spezial Alabaster	13
<b>Natura</b>	16	Splint Plus BioStar	88
Neo Marmorit®	14	Splint PMMA BioStar	88
Neo Marmorit® E	16	Spools of wax wire	41 - 42
Neo Marmorit® Speed	14	Spray bootle 250 ml	30
Neo Marmorit® Super	14	Sprue formers	38
Neo Stone	19	Sprues (Perawax)	42
Neutralit	30	Stabilizer, white	31
Neutrasil	30	Study model plate	6
Nippers for investments	43	Super hard stone	17 - 22
<b>Ortho Plaster</b>	16	Surfactants	30
Otoflash	105	<b>Tabeo</b>	98
<b>PEEK</b>	89	TEK-1	44 - 46
Perawax / Perawax NEM	42	TITAN BioStar	86
Phrozen Sonic XL 4k	104	Transparent packagings	6
Pin base plate	6	<b>Universal</b>	12
Plunger Aluoxid	41	Universal Thermostat	38
PMMA BioStar	87	Ultrasonic dental plaque cleaner	60
Poliresin®	57	Ultrasonic polishing paste cleaner	60
Polishing	55 - 59	<b>V-Alloy II</b>	49
Polishing sticks	59	V-Alloy FG	49
Polyurethan	5	Vesto Soldering compound	36
Poster	64	Vinyl High Resolution	72
Premium	33	Vinyl Open Air	72
Presto Vest II	33	Vinyl UXD	73
profCAD	70 - 71	<b>Wax adhesive</b>	38
Profident 2010	6	Wax BioStar	87
Profisep 2010	6	Wax profiles	42
Pumice Paste	56	<b>Zirkon BioStar</b>	90 - 93
Pumice Powder	56		
Pumice-Sep	56		
<b>Rapidex</b>	23		
Rapid trimmer ST 100	43		
Removal device	6		
Round base plates with sprue former	39 - 40		
<b>Scale</b>	63		
SilaDon	54		
Silafill	62		
Silaform®	61		
Silaform® 80	61		
Silaform® 85 K	61		
Silaform® 90 extra-hart	61		
Silaform® Gingiva + Sep + soft	62		
SilaMill	75 - 81		
SilaPart® BioStar	87		
SilaPart® CAD	68 - 69		
SilaPart® Sticks	43		
Silapolish fluid	58		
Silapolish paste	58		
SilaPoly	5		
SilaPress®	53		
SilaPress® flask G	54		
SilaPress® flask S	54		
SilaPress® Vario	53		
SilaPress® Veins	54		
SilaPrint Wash	105		
Silatray	63		
Silavest® Evolution	33		

■ Homepage

---



■ Price list

---



■ Material safety data sheets

---



■ Application Instructions

---



■ Terms & Conditions

---



Innovation in dental technology.





**SILADENT Dr. Böhme & Schöps GmbH**  
Im Klei 26 · DE-38644 Goslar

**Tel. +49 (0) 53 21 / 37 79 - 0**

**Fax +49 (0) 53 21 / 38 96 32**

**[info@siladent.de](mailto:info@siladent.de)**  
**[www.siladent.de](http://www.siladent.de)**