


EH Dental

PRODUCT CATALOGUE 2017



Contents

History	Page 3
Quality control, Production	Page 4
Storage	Page 5
Dental gypsum, DIN EN ISO 6873	Page 6
Table of applications	Page 7
The 10 Gypsum Rules of HINRICHS	Page 8 - 9
Model plaster, type 2	Page 10 - 13
Hard stone, type 3	Page 14 - 16
Super hard stone, type 4 (low expansion)	Page 17 - 20
Super hard stone, type 5 (high expansion)	Page 21
Model system	Page 22
Gypsum accessories	Page 23 - 26
Duplicating techniques	Page 27
Duplicating materials	Page 28 - 29
Duplicating accessories	Page 30 - 31
Gypsum-bonded investments	Page 32
Phosphate-bonded investments	Page 33
Investment accessories	Page 34 - 36
Alloys	Page 37
Alloy accessories	Page 38
Denture prostheses and accessories	Page 39 - 41
Abrasives, Polishing materials	Page 42 - 43
Special products	Page 44
HinriMill	Page 45
CAD-CAM	Page 46 - 52
CAD-CAM accessories	Page 53 - 54
ProfiCAD	Page 55
HinriPart CAD	Page 56
Tooth figures	Page 57
Nice from gypsum	Page 58
Poster, Literature	Page 59
Index	Page 60
Fax order	Page 61



History of ERNST HINRICHS Dental

1888

Company founded by ERNST HINRICHS in Osterode. The first dental impression and model plasters are developed with dentist Dr. Kühns. The positive response to these world-first dental plasters enables the purchase of the company premises in Osterode on the Gipsmühlenweg. Dr Kühns' impression plaster is especially successful, and also the newly developed model plasters with reduced expansion and exact setting time.

1920

The sons Ernst and Richard Hinrichs join the company. The first "Hinrizit" hard stones and gypsum-bound investments are developed. With the installation of modern electric sifters and screening machines, the quality of the dental preparations is being constantly improved and their further development tailored to dentistry and dental engineering. In 1936, the first soldering compound "L 36" is developed.

1938

The company celebrates its 50th anniversary. Already at this time, ERNST HINRICHS is distributing its products through dental wholesale partner firms. The customer base includes Germany and a number of countries in Europe and overseas.

1945

Because of the Second World War ERNST HINRICHS loses large markets in East Germany and Europe. Thanks to the dedication of all staff, the company's productivity and the high quality standards of its products are successfully assured again in the subsequent rebuilding years.

1959

Margot Hanke, daughter of Ernst Hinrichs jr., takes over the management of the company. She succeeds in winning back the international customers to Hinrichs' dental products that were lost by the war.

1985

Christian Rehse takes over the management of the company. Under his leadership, the company's market share is enlarged and new high-strength dental stones developed.

1988

ERNST HINRICHS celebrates its 100th anniversary. The company participates regularly in the International Dental Fair, in material courses and seminars.

1990

The company's expansion requires new production and storage facilities. ERNST HINRICHS leaves its site in Osterode on the Gipsmühlenweg after more than 100 years and establishes a modern company building in Goslar with up-to-date production and storage technology.

1995

An additional indoor extension is required. A total of more than 1,000 tons of dental gypsum, abrasives and polishing materials are stored in Goslar. The production technology is modernised by new electronically controlled ploughshare mixers and supplemented by powerful packing machines.

1998

After completing professional training and after a longer employment abroad Markus Rehse joins the management.

2000

The "Hinrivest®" phosphate-bound investment product line is now marketed under its own company logo. At the same time, duplicating silicones and other dental stones, e.g. CAM-Stone N, are being developed.

2005

ERNST HINRICHS builds up a further distribution hall and new modern silo and production facilities.

2008

With the assumption of another production facility in Bad Sachsa the company strengthens its position as market leader for dental plaster and investments in Germany and Europe.

2010

Introduction of the CAD-CAM consumable product line under the "BioStar" brand

2011

ERNST HINRICHS delivers in more than 75 countries worldwide.

2013

ERNST HINRICHS celebrates its 125th anniversary.

2015

Introduction of the digital model system ProfiCAD.





Silo plant

All gypsums are not the same - all investments are not the same - high-quality raw materials decide on the quality and the health of the tooth-technical users in the laboratory and in practice.

Already the used raw materials decide on the quality of the dental gypsums, investments, duplicating silicones, abrasives and polishing agents. So we produce our dental gypsum only on the basis of high-quality pure natural gypsum or synthetic raw materials from the foodstuffs industry. We guarantee that our gypsums do not contain any flue gas desulfurizing gypsum. Also our gypsums do not contain quartz, oxyde or other hardness materials such as modulators, which e.g. cause an increased wear with friction discs.

Working in close cooperation with the nature conservation authorities, we aim to create new habitats for animals and plants in quarry areas. Also with the investments and duplicating silicones the raw materials decide on the later quality of the products. With the abrasives and polishing agents we use exclusively high-quality assortments with high use duration and tooth-technical suitability. With our untreated and pollution-free pumice powder there is no silicosis danger.

Quality from start to finish – step by step quality control

The raw materials are immediately subjected to quality control in the laboratory. They are classified and sorted according to their intended use. After production, the finished products again pass through quality control where they are thoroughly checked before we allow them to be sold on the open market. Our criteria for analysis and assessment are above those for all ISO-norms.

Our customers can be assured that the products they receive from us are of a consistently high quality.



Storage – simple, if the correct steps are followed.

Our **gypsum** is always packed in special bags, buckets or cartons. If the containers are closed and stored in a dry room, there is virtually no loss of quality for 18 months. Fluctuations in temperature do not damage gypsum. Storage of gypsum presents no problem. However, four simple rules must be followed:

1. **Do not store gypsum directly on a concrete floor.**
2. **Keep out humidity as low as possible.**
3. **Keep the container always tightly closed.**
4. **Store gypsum at maximum for a three days' supply in a dispenser or silo.**

Our **investments** will be delivered in sachets or small packing. So they are unopened storable up to two years without quality change. Keep the following rules:

- **Never store the expansion liquid under +4°C**
- **Do not place the investment directly on damp soils,**
- **The packing must always be locked**
- **The air humidity must be as low as possible**

For **abrasives, pumice and polishing material** we recommend a dry storage in closed packing.

With the storage of **duplicating silicones** the following points must be considered:

- **Store at normal room temperature**
- **Do not expose to direct sunlight**
- **Seperate strictly the components A and B**

Dental gypsum DIN EN ISO 6873

5 types and 5 qualities - HINRICHS has the right gypsum

Types and description

The European countries have approved set instructions for dental gypsum.

Type 5 for super hard stone with high expansion are a new category.

DIN EN ISO 6873, which is binding for all manufacturers, classifies the products as follows:

- Type 1: Impression Plaster**
- Type 2: Plaster & Articulation Plaster**
- Type 3: Hard Stone**
- Type 4: Super Hard Stone** (up to 0.15% expansion)
- Type 5: Super Hard Stone** (up to 0.30% expansion)

Following minimum requirements for the different classes were stipulated:	Standard consistency in mm	Minimum processing time in minutes	Min./Max. hardening time in minutes	Max. hardening expansion in % after 2 hours	Min./Max. compressive strength N/mm ² after 1 hour
Type 1 Impression Plaster	80 +/- 4	1,25	2,5 / 5,0	0,15	4,0 / 8,0
Type 2 Plaster & Articulation Plaster	75 +/- 4	2,5	6,0 / 30,0	0,30	9,0
Type 3 Hard Stone	30 +/- 3	3,0	6,0 / 30,0	0,20	20,0
Type 4 Super Hard Stone, low exp.	30 +/- 3	3,0	6,0 / 30,0	0,15	35,0
Type 5 Super Hard Stone, high exp.	30 +/- 3	3,0	6,0 / 30,0	0,16 - 0,30	35,0

If comparing the data provided for the various gypsum, please ensure compliance with the times stipulated. Binding expansion must be determined 2 hours after, and pressure resistance 1 hour after water-gypsum contact. If other times or measuring units (e.g. Brinell hardness, hardness) are specified, these are not comparable with the DIN EN ISO 6873 values and will mislead the user. Our quality controls at the plant are in strict compliance with DIN EN ISO 6873.

Preparations of Impressions




































































In laboratory practice, problems between the various moulding compounds and gypsum arise time and time again. Since some moulding compounds have an aggressive reaction towards gypsum, pre-treatment is required in order to prevent, for instance, efflorescence on the surface of the gypsum model.

We therefore recommend the following measures:


Material	Alginate	Polyether	Hydrocolloids	Silicones
Properties	Shrinking will occur as a result of moisture loss. Cannot be stored longterm – max. 1 hour; keep moist.	Hydrophilic properties/ Swells if stored for a long time in disinfectant.	Pour out immediately, otherwise the volume will alter considerably.	Stable shape and insensitive without a change in volume.
Preparation	Completely remove saliva- and blood residues. Neutralise by immersing in trimmer water or gypsum powder/ Thicken with Neutralgin.	Remove saliva- and blood residues under tap water.	Completely remove saliva- and blood residues under tap water. Neutralise by immersing in trimmer water or gypsum powder, then rinse and immerse in 2% potassium sulphate solution.	Remove blood- and saliva residues under tap water.
Disinfection	With conventional disinfectant or 1% peracetic acid; risk of swelling. Rinse under tap water.	With conventional disinfectant; again a risk of swelling – therefore disinfect only for a short period.	With conventional disinfectant or 1% peracetic acid. Again a risk of swelling. Rinse under tap water.	With conventional disinfectants.
Storage	Pour out after a max. of 60 minutes and protect against drying out with moist wipes.	Good storage stability; relatively insensitive.	Quickly pour out/gypsum with a short setting time are beneficial; prolonged contact adversely affects the surface of the gypsum model.	Cross-linking silicones can be stored for unlimited periods; condensation-cross-linked silicones can be stored for a limited period.

Strictly comply with the manufacturer's instructions for use when using moulding compounds and disinfectants.

Table of applications


	Die models, dental arches, sectioned models, master models in precious and non-precious alloy and metal-ceramic restorations, check models	Partial frame-work (CoCr)	Working models, opposing models, denture work	Denture work, repairs, relines, additions	Planning models, study models, diagnostic models	Bases for dental arches when using dowel pins, pin system	Orthodontic work, demonstration models, extra-white	Articulating	Articulating orthodontic work, fixation of study models	Special stone for opto-electronic scanning
Type 2, Model plaster										
Dr. Kühns®										
Artikulation										
Mounting Stone										
Non Plus Ultra										
Velox®										
Alamo										
Alamo S										
Ehodit semi-hard stone										
Type 3, Hard stone										
Hinrizeit®										
Hinrizeit® Speed										
Laborit®										
Hinridur®										
Hinridur® S										
Ortho Plaster										
Hinrizeit® E										
Hinrizeit Super										
Type 4, Super hard stone (low expansion)										
Hinristone® Saphir										
Hinriplast® N										
Hinristone® 20/22*/24*										
Hinristone® Speed										
Japan-Stone										
SH 074										
Die Stone										
Tru Stone										
Sockelgips FL										
Sockelgips Natur										
CAM-Stone N										
Type 5, Super hard stone (high expansion)										
Die Keen®										
HinriDie										
Hinristone® E										

The 10 Gypsum Rules of HINRICHS



1. Preparation

For the best results it is essential that the equipment is clean and free from residue before mixing the gypsum. Any residue would have a negative effect on the setting time and expansion of the mixture. The gypsum should be mixed under vacuum, if possible, and to the exact water/powder ratio. The gypsum should be sprinkled into the water. Follow the manufacturer's instructions for mixing time and speed. Measuring the water/powder ratio by rule of thumb will automatically lead to considerable variations and poor results



2. Mixing water

Dental gypsum should be mixed with distilled water in room temperature. Tap water is not recommended because of its varying temperature and its different hardening. Tap water contains minerals, chloride, sulfates and carbonates. The crystallization can be affected negatively and the quality of the dental gypsum be accordingly decreased by these components. If the tap water is extremely hard, the setting time could change.



3. Sprinkling

The gypsum must be quickly and evenly sprinkled into the water within 10 seconds. In accordance with DIN EN ISO 6873, timing starts whenever the gypsum and water come into contact. After the gypsum has been soaked for 20 seconds, it can be mixed with a spatula. Mixing in a vacuum mixer improves the quality of the mixture and saves time. Manual mixing requires approx. 60 seconds and mechanical mixing 30 seconds (280 rounds / min. with 5-6 bar). The vacuum should not be set too high when mixing. Impression plaster (type 1) are always mixed manually for 30 seconds. Adding water or gypsum when the consistency is too thick or too thin affects the setting process and damages the crystalline structure of the gypsum.




4. Pouring the impression

Only the amount required for two to three impressions should be mixed at a time. The impression should be poured immediately after mixing. Pouring the impression should be completed within the working time. The gypsum begins to crystallize at the end of the working stage. No further work can be carried out because fine details can no longer be accurately reproduced after setting begins. The strength of the gypsum is also greatly reduced. This even happens when using a vibrator, though its use always greatly reduces blows and improves compressive strength and flow. Vibration should be completed before the setting stage.



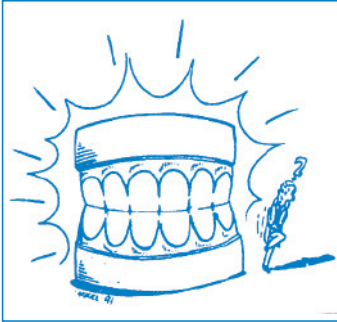
5. Cutting and shaping gypsum

Gypsum have an exact setting time. If hard stone has a setting time (final set) of e.g. 10 - 12 minutes, it can be worked on for approx. 5 minutes (approx. half the setting time). When the surface of the stone loses its shine, it can still be shaped for approx. 1 minute. After this the setting time begins. At this point no further work can be done, as this would affect crystallization.



6. Removing the model

The set model must not be removed from the impression until 30 minutes after pouring. Following cleaning, disinfecting and neutralising, alginate and hydrocolloid impressions should be poured immediately with gypsum because they are not volumetrically stable. The impression should be removed after 30 minutes because these impression materials react aggressively with gypsum. It is advisable to leave other impression materials for up to an hour before removing them.



7. Setting expansion

All gypsum expand at the final setting. The amount of expansion depends on the composition of the gypsum and the ambient temperature or humidity. According to DIN EN ISO 6873, comparable measurements of expansion can only be made under the same conditions. **Please note** that the percentage expansion of the gypsum must be measured after two hours. Compressive strength is measured in N/mm² after one hour. The standards given on page 6 are compulsory. Ensure that standards and times given are accurate when making comparisons. In practice, some expansion is necessary to compensate for the contraction of other materials. Shrinkage occurs if the model is stored at room temperature and low humidity over a longer period. If the model is soaked, as it is sometimes necessary, expansion of the gypsum increases slightly. Our gypsum are well below the expansion values allowed by the DIN standard.



8. Preparing the impression

Problems continually arise in the laboratory between different impression materials and gypsum. Since some impression materials react with gypsum, laboratory assistants must complete the following preparations to obtain an accurate gypsum model with a smooth surface.

9. Sawing and preparation

It is advisable to saw, prepare and trim dental arches within two hours of removing the impression. If models have to be sawn or prepared much later than that, they can be soaked briefly to prevent gypsum chipping off.

Tip: Placing old gypsum models in the water saturates it with calcium sulphate to prevent washing out.



10. Boiling out – steam-cleaning – cleaning

These standard laboratory procedures, which are often unavoidable, must be carried out very carefully. Gypsum models should never be exposed to sudden changes in temperature. We strongly recommend immersing the model in warm water at approx. 50°C for a few minutes to avoid chipping or even completely destroying the model. Steam-cleaning the model can also lead to surface abrasion. In many cases it is better to clean the model using a soft brush and a soap solution.

Model plaster type 2



Dr. Kühns® special plaster

Natural plaster with peppermint flavour

A fast setting, high precision special plaster with peppermint smell, which is mainly used as a fast setting articulation plaster. Dr. Kühns® is easy to handle, has a creamy consistency and guarantees an exact impression with a very low expansion.

Use recommendation: impression, articulation

natural white, pink

Technical data according to DIN EN ISO 6873:

Product	Colour	Water/ powder ratio	Working time (min)	Setting time (min)	Setting expansion in % after 2 h	Compression strength after 1 h (MPa)	Compression strength, dry (MPa)	Packaging in kg
Dr. Kühns® special plaster	natural white	50:100	1.5	2.5	0.06	15	20	5.0 / 4 x 5.0
	pink							20.0 / 25.0

Articulation plaster, type 2	Colour	paper bag 5 kg REF	carton á 4 x 5 kg paper bags REF	carton 20 kg REF	paper bag 25 kg REF
Dr. Kühns® special plaster	natural white	101110	101112	101117	101114
	pink	100110	100112	100119	100114

Correct model fabrication

An accurate impression taken by the dentist and a precisely reproduced gypsum model are the basis for the work to be carried out by the dental technician and are crucial to the accuracy of the finished restoration. Our gypsum are easy to use, but despite that many mistakes are made due to a lack of knowledge of correct procedures. We are happy to offer you the benefit of our many years' experience. Please contact us if you would like a course or seminar for your customers or employees on the correct use and right choice of gypsum. We would also be happy to come to you and carry out this training for your customers on your behalf. Please telephone or fax us if you require any help with specific problems when using the gypsum. Our experienced technicians will be happy to assist you.



Articulation plaster, natural Natural stone with lemon smell

For articulation works, bite indices, transfer bases fixation of orthodontic bases, bite registration, overcasts and milling bases. Low expansion and excellent positional stability and high sticking strength.

Use recommendation: articulation, milling bases

natural white



Articulation plaster, synthetic Synthetic stone

For articulation works, bite indices, transfer bases fixation of orthodontic bases, bite registration, overcasts and milling bases. Low expansion and excellent positional stability and high sticking strength.

Use recommendation: articulation, milling bases

super white



Mounting Stone Natural stone

Controlled, extra-white plaster for accurate impressions and for articulation. Minimum setting expansion and excellent positional stability. When articulating, the quick setting time guarantees that models are articulated very accurately and efficiently.

Use recommendation: articulation, milling bases

snow white

Technical data according to DIN EN ISO 6873:

Product	Colour	Water/ powder ratio	Working time (min)	Setting time (min)	Setting expansion in % after 2 h	Compression strength after 1 h (MPa)	Compression strength, dry (MPa)	Packaging in kg
Articulation								
Natural stone	natural white	40:100	3	4.5	0.04	20	30	5.0 / 4 x 5.0
Synthetic	super white	30:100	3	4.5	0.04	20	30	20.0 / 25.0
Mounting Stone	snow white	56:100	1.5	2-3	0.08	18	35	5.0 22.7

Model plaster, type 2	Colour	paper bag 5 kg REF	carton á 4 x 5 kg paper bags REF	carton 20 kg REF	paper bag 25 kg REF
Articulation, Natural stone	natural white	100100	100102	100109	100104
Articulation, Synthetic stone	super white	100950	100952	100959	100954
Mounting Stone	snow white	105000	-	-	105006 (22,7 kg)



Velox®

Natural stone

Made from pure Harz alabaster. Volumetrically stable. Contains 25% of hard stone. A material with a controlled expansion for the user. Specially developed with a short working and setting time.

Use recommendation: Study models, planning models, diagnostic models

natural white



Non Plus Ultra

Natural stone

Made from pure Harz alabaster. Volumetrically stable. Contains 25% of hard stone. A material with controlled expansion for the user. Specially developed with a long working and setting time.

Use recommendation: Study models, planning models, diagnostic models

natural white



Alamo

Natural stone

A laboratory model plaster for pouring models and formers. Used especially for basing. High quality with a limited expansion. Contains 20% of hard stone with a long setting time.

Use recommendation: Study models, planning models, diagnostic models

natural white



Alamo S

Natural stone

A quick-setting model plaster made from high-grade alabaster. Contains 20% dental hard stone. Controlled expansion. Easy to use. Prices on request.

Use recommendation: Study models, planning models, diagnostic models

natural white



Ehodit semi-hard stone

Natural plaster

Used for laboratory work where a hard stone is too hard and a model plaster is too soft. Especially suitable for acrylic work. Gives optimal results and is more easily devested.

Use recommendation: denture work, repairs, relines, additions, study models

blue
green
natural white

Technical data according to DIN EN ISO 6873:

Product	Colour	Water/ powder ratio	Working time (min)	Setting time (min)	Setting expansion in % after 2 h	Compression strength after 1 h (MPa)	Compression strength, dry (MPa)	Packaging in kg
Velox	natural white	50:100	5-6	10-12	0.15	15	20	20.0 / 25.0
Non Plus Ultra	natural white	50:100	10-12	18-22	0.28	12	17	20.0 / 25.0
Alamo	natural white	50:100	10-14	18-25	0.29	12	17	20.0 / 25.0
Alamo S	natural white	50:100	5-6	12-14	0.10	12	17	20.0 / 25.0
Ehodit semi-hard stone	blue green natural white	40:100	5-6	10-12	0.16	20	40	25.0

Model plaster, type 2	Colour	carton 20 kg REF	paper bag 25 kg REF
Velox®	natural white	100139	100134
Non Plus Ultra	natural white	100129	100124
Alamo	natural white	100149	100144
Alamo S	natural white	100159	100154
Ehodit semi-hard stone	blue	101627 (25 kg)	101624
	green	101647 (25 kg)	101644
	natural white	100169 (25 kg)	100164



Hinrizit®

Natural stone

A double grained hard stone for a broad range of applications in dental technology. Made from specially selected natural rock with permanent volumetric stability. This material has high compressive strength and a very smooth surface and is extremely accurate. Exceptionally white natural stone is used to provide a high degree of whiteness for orthodontic work.

Use recommendation: working models, opposing models, denture work, repairs, relines, additions, orthodontic work, demonstration models extra white

blue, yellow, super white



Hinrizit® Speed

Natural stone

Conventional hard stone with a very short setting time, but with no loss of compressive strength or accuracy. Especially suitable for quick repairs and urgent work. Impressions can be removed after just 10 minutes.

Use recommendation: working models, opposing models, denture work, repairs, relines, additions

yellow, blue



Hinridur®

Natural stone

Manufactured using a special procedure. A very cost-effective, but high-quality natural stone. Supplied in a variety of colours. Extreme hardness and edge stability with low expansion and excellent flow properties.

Use recommendation: working models, opposing models, denture work, repairs, relines, additions, study models

yellow, blue, green, natural white



Hinridur® S

Synthetic stone

A creamy synthetic hard stone especially suitable for prosthetics and orthodontics. The super white colour is specially recommended for orthodontics works.

Use recommendation: working models, opposing models, denture work, repairs, relines, additions, study models, orthodontic work, demonstration models extra white

yellow, blue, super white



Laborit®

Natural stone

High-quality hard stone with high compressive strength and excellent working properties. This tried and tested natural stone exhibits low expansion, excellent flow property and volumetric stability.

Use recommendation: working models, opposing models, denture work, repairs, relines, additions

yellow



Ortho Plaster

Natural stone

Specially for orthodontic and study models. Easy to mix and flows well. Harder than standard orthodontic stones. Easy to trim and smooth with a shiny, snow white surface.

Use recommendation: working models, opposing models, denture work, repairs, relines, additions, orthodontic work, demonstration models extra white

snow white



Hinrizen® E

Natural stone

Hinrizen® E is a special formulated dental stone with a high setting expansion. This special gypsum is used for the model creation and the investing during the use with dental acrylics where a high expansion is necessary to compensate the shrinkage of the acrylic dentures (e.g. SR Ivocap Injection System). Hinrizen® E is also usable for all flexible resins (e.g. Valplast; Flexstar / Nobilium).

Use recommendation: acrylic dentures

natural white



Hinrizen® Super

with a content of super hard stone, type 4

Hinrizen® Super is harder as normal hard stones cause of the content of a super hard stone. This special stone is ideal for the production of periodontal splints, model casting prosthesis, different regulations and for all indications where a regular hard stone is too soft and a super hard stone is too hard and expensive.

Use recommendation: working and checkbite casts, acrylic dentures, repairs, relines, situation casts.

grey, white, mint

Hard stone type 3

Technical data according to DIN EN ISO 6873:

Product	Colour	Water/ powder ratio	Working time (min)	Setting time (min)	Setting expansion in % after 2 h	Compression strength after 1 h (MPa)	Compression strength, dry (MPa)	Packaging in kg
Hinrizit®	blue yellow super white	30:100	5-6	10-12	0.13	30	60	5.0 / 4 x 5.0 25.0
Hinrizit® Speed	yellow blue	30:100	2-3	5-6	0.13	30	60	5.0 / 4 x 5.0 25.0
Hinridur®	yellow blue green natural white	30:100	5-6	10-12	0.17	23	50	5.0 / 4 x 5.0 25.0
Hinridur® S	yellow blue super white	30:100	5-6	10-12	0.18	23	50	5.0 / 4 x 5.0 25.0
Laborit®	yellow	30:100	5-6	10-12	0.14	25	58	5.0 / 4 x 5.0 25.0
Ortho Plaster	snow white	35:100	7-8	12-15	0.18	35	45	5.0 / 22.7
Hinrizit® E	natural white	25:100	5-6	10-12	0.60	30	60	5.0 / 4 x 5.0
Hinrizit® Super	grey, white mint	26:100	5-6	10-12	0.12	40	70	5.0 / 4 x 5.0 25.0

Hard stone, type 3	Colour	paper bag 5 kg	carton á 4 x 5 kg paper bags	carton 25 kg	paper bag 25 kg
		REF	REF	REF	REF
Hinrizit®	blue	100200	100202	101209	100204
	yellow	100210	100212	101215	100214
Hinrizit® (for orthodontics)	super white	100230	100232	101239	100234
Hinrizit® Speed	yellow	102110	102112	102119	102114
	blue	101242	101246	101245	101240
Hinridur®	yellow	100810	100812	100817	100814
	blue	100820	100822	100827	100824
	green	100840	100842	100847	100844
	natural white	100830	100832	100837	100834
Hinridur® S	yellow	108101	108112	108147	108144
	blue	108201	108223	108247	108244
	super white	108301	108302	108347	108344
Laborit®	yellow	100220	100222	100229	100224
Ortho Plaster	snow white	104900	-	-	104906 (22,7 kg)
Hinrizit® E	natural white	102250	-	-	102251 (20 kg)
Hinrizit® Super	grey	102130	102132	102139	102134
	white	102140	102142	102149	102144
	mint	102150	102152	102159	102154



Hinristone® Saphir



Synthetic material

An extremely hard super hard stone with a snap-set effect (long working time). You can demould the die stone after 30 minutes and work on it. Hinristone® Saphir has a very creamy flowing property with a high thixotropy and low expansion. The extraordinary colours depend on special compounds which are scanable, absolutely homogenous and free from reams.

Recommendation: crown and bridge models, implant models, master models with precious/non-precious alloys, control models.



Hinriplast® N

Natural stone

resin-reinforced

Hinriplast® N is a resin-reinforced, fine-flowing super hard stone for the highest technical requirements with extremely smooth surface and an unusually edge stability. Owing to the employment of again-developed resin additives now a clearly longer stability in storage is reached.

Use recommendation: Die models, dental arches, sectioned models, master models in precious and non precious alloys and metal ceramic restorations, check models

pearl-grey, ivory, apricot, golden brown



Hinristone® 20/22/24

Natural stone

A thixotropic super hard stone with exceptional hardness made from highly pure natural rock with excellent edge stability, high scratch resistance and breaking strength. Minimum expansion. Especially suitable for high-quality prosthetics. Multipurpose due to its variable water/powder ratio.

Use recommendation: Die models, dental arches, sectioned models, master models in precious and non precious alloys and metal ceramic restorations, check models

golden brown, yellow, green, white



Hinristone® Speed

Natural stone

A quick-setting super hard stone for carrying out urgent repairs. This stone is also suitable for opposing and study models. Due to its quick setting time the model can be removed after 10 minutes and further work completed on it.

Use recommendation: Die models, dental arches, sectioned models, master models in precious and non precious alloys and metal ceramic restorations, check models

golden brown



Japan-Stone

Synthetic stone

A synthetic super hard stone with low setting expansion, edge stability and toughness. For fabricating dental arches, check models and single dies for gold and porcelain work.

Use recommendation: Die models, dental arches, sectioned models, master models in precious and non precious alloys and metal ceramic restorations, check models

white, golden brown

Super hard stone type 4 (low expansion)



SH 074

Natural stone with synthetic additives

High compression strength and low expansion due to its composition. Models have edge stability and an excellent scratch-resistant, smooth surface. Extremely suitable for sectioned models, check models and master models.

Use recommendation: Die models, dental arches, sectioned models, master models in precious and non precious alloys and metal ceramic restorations, check models

super white, pink



Die Stone

Natural stone

For die models, crown and bridge work. Extremely accurate due to its low expansion. Very smooth, hard surface.

Use recommendation: Die models, dental arches, sectioned models, master models in precious and non precious alloys and metal ceramic restorations, check models

peach



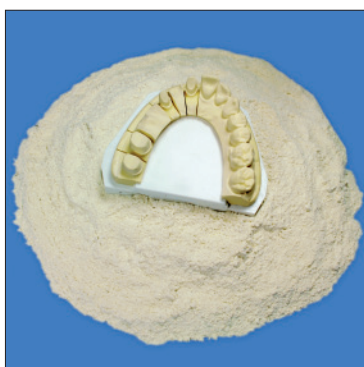
Tru Stone

Natural stone

Universal super hard stone for crown and bridge work. Very smooth, hard surface. Low setting expansion guarantees accuracy.

Use recommendation: Die models, dental arches, sectioned models, master models in precious and non precious alloys and metal ceramic restorations, check models

pink



CAM-Stone N

Special stone for all scanning systems

Powdering stone models is unnecessary with CAM-Stone N. This special model stone was developed for optoelectronic scanning. It prevents interference from reflections in defined frequency ranges. The quick setting time allows treatment to be completed in one chairside appointment. CAM-Stone N reproduces detail exactly, has edge stability and is sharply defined.

Use recommendation: for CAD-CAM systems, die models, dental arches, sectioned models, master models in precious and non precious alloys and metal ceramic restorations, check models

ivory



Base Stone FL

Natural stone

A flowable stone for basing, which can be poured from the tub directly into the baseformer without vibrating. This extremely flowable special stone is suitable for basing all die and dental arch models and guarantees a bubble free base.

Use recommendation: Bases for dental arches, for sectioned models, for all pin systems when using gypsum

blue, green, white, deep blue, terracotta



Base Stone natural

Natural stone

For basing dental arches, for overcasts and milling bases, for reline overbites and orthodontic models, for stress-free models and positioning pins exactly.

Use recommendation: Bases for dental arches, for sectioned models, for all pin systems when using gypsum

white, pink

Technical data according to DIN EN ISO 6873:

Product	Colour	Water/ powder ratio	Working time (min)	Setting time (min)	Setting expansion in % after 2 h	Compression strength after 1 h (MPa)	Compression strength, dry (MPa)	Packaging in kg
Hinristone® Saphir	golden brown ivory maize yellow light grey	20:100	6-7	12-14	0.08	65	90	5,0 / 4 x 5,0 25,0
Hinriplast® N	pearl-grey ivory, apricot golden brown	20:100	7-8	14-16	0.09	60	90	5,0 / 4 x 5,0 25,0
Hinristone® 20/22/24	white, green golden brown yellow	20:100 (20) 22:100 (22) 24:100 (24)	6-7 6-7 6-7	12-14 12-14 12-14	0.09 0.09 0.10	60 55 50	90 80 75	5,0 / 4 x 5,0 25,0
Hinristone® Speed	golden brown	20:100	3-4	5-6	0.09	60	90	5,0 / 4 x 5,0 25,0
Japan-Stone	white golden brown	20:100	5-6	10-12	0.09	60	90	5,0 / 4 x 5,0 25,0
SH 074	white pink	23:100	5-6	10-12	0.10	45	75	5,0 / 4 x 5,0 25,0
Die Stone	peach	22:100	6-7	10-13	0.07	52	75	5,0 22,7
Tru Stone	pink	24:100	5-6	9-11	0.09	40	70	11,3
CAM-Stone N	ivory	20:100	4	7-9	0.06	60	90	5,0 / 4 x 5,0 25,0
Base Stone FL	blue green, white deep blue terracotta	23:100	5-6	10-12	0.06	50	70	5,0 / 4 x 5,0 25,0
Base Stone natural	white pink	25:100	3-4	6-8	0.06	40	65	5,0 / 4 x 5,0 25,0

Super hard stone type 4 (low expansion)

Super hard stone, type 4	Colour	paper bag 5 kg	carton á 4 x 5 kg paper bags	carton 25 kg	paper bag 25 kg
		REF	REF	REF	REF
Hinristone® Saphir	golden brown	206602	654002	206609	206600
	ivory	206612	654012	206619	206610
	maize yellow	206622	654022	206629	206630
	light grey	206632	654032	206639	206630
Hinriplast® N	apricot	100690	100692	106709	100694
	ivory	100680	100689	106809	100684
	pearl-grey	100670	100679	106909	100674
	golden brown	106901	106906	106905	106904
Hinristone® 20	golden brown	100658	100652	165139	100654
	yellow	106508	106502	165119	106504
	green	106518	106512	165129	106514
	white	100758	100752	165169	100754
Hinristone® 22	golden brown	106528	106529	165239	106524
	yellow	106538	106532	165219	106534
	green	106548	106542	165229	106544
	white	107508	107502	165269	107504
Hinristone® 24	golden brown	106558	106559	165339	106554
	yellow	106568	106562	165319	106564
	green	106578	106572	165329	106574
	white	107518	107512	165369	107514
Hinristone® Speed	golden brown	107650	107652	107659	107654
Japan-Stone	golden brown	100180	100182	100189	100186
	white	100170	100172	100179	100176
SH 074	pink	100880	100882	100889	100886
	white	100190	100192	100199	100196
Die Stone	peach	104700	-	104709 (22,7 kg)	-
Tru Stone	pink	104800	-	104809 (11,3 kg)	-
CAM-Stone N	ivory	100725	107219	107218	107214
Base Stone FL	blue	109820	109822	109827	109824
	green	109840	109842	109847	109844
	white	109830	109832	109837	109834
	deep blue	109850	109855	109853	109854
	terracotta	109870	109872	109877	109874
Base Stone natural	white	108730	108732	108737	108734
	pink	108780	108782	108787	108784



Die Keen®

Natural stone

A very hard, but non-brittle super hard stone. Extremely accurate. Increased expansion compensates for the shrinkage of other materials. Smooth surface due to extra-fine grains.

Use recommendation: Die models, dental arches, sectioned models, master models in precious and non precious alloys and metal-ceramic restorations, check models

green, golden brown



HinriDie

Natural stone

HinriDie is made from raw materials from America and is preferred for high-quality prosthetic work because of its high compression strength and edge stability. Increased expansion compensates for the shrinkage of other materials.

Use recommendation: Die models, dental arches, sectioned models, master models in precious and non precious alloys and metal-ceramic restorations, check models, working models, opposing models, denture work

green, golden brown



Hinristone® E

Natural stone

A flowable, super hard stone with exceptional hardness made from highly pure natural stone. Increased expansion compensates for the shrinkage of other materials. High scratch resistance and breaking strength. Especially suitable for high-quality prosthetics.

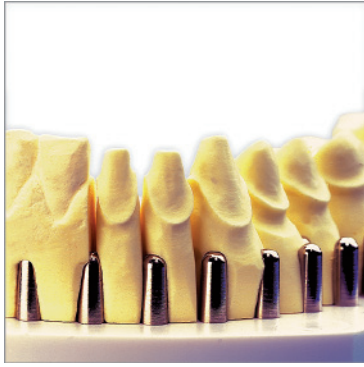
Use recommendation: Die models, dental arches, sectioned models, master models in precious and non precious alloys and metal-ceramic restorations, check models, working models, opposing models, denture work

golden brown

Technical data according to DIN EN ISO 6873:

Product	Colour	Water/ powder ratio	Working time (min)	Setting time (min)	Setting expansion in % after 2 h	Compression strength after 1 h (MPa)	Compression strength, dry (MPa)	Packaging in kg
Die Keen®	green golden brown	21:100	6-7	10-13	0.18	40	80	22.7
HinriDie	green golden brown	21:100	6-7	10-13	0.20	45	90	22.7
Hinristone® E	golden brown	20:100	6-7	12-14	0.25	60	90	5.0 / 4 x 5.0 25.0

Super hard stone, type 5	Colour	paper bag 5 kg REF	carton á 4 x 5 kg paper bags REF	carton 22,7 kg REF	paper bag 25 kg REF
Die Keen®	green	-	-	104609	-
	golden brown	-	-	104639	-
HinriDie	green	-	-	105604	-
	golden brown	-	-	105614	-
Hinristone® E	golden brown	100760	100762	-	100764



Model system Profident 2010



This innovative, reliable model system ensures maximum precision and saves a great deal of time and material. There is no need to invest in additional, expensive equipment. The Profident 2010 can also be used for fabricating high-quality sectioned models quickly. After preparing the impression, the complete model including the base is fabricated in one step. The Profident 2010 has a preformed, dimensionally stable split cast. The components and pin base plates, which are supplied in two sizes, are reusable and cover all applications.



Profident 2010, complete starter set

REF 890000

1 x working instruction; 3 x pin base plate, size 1; 2 x pin base plate, size 2; 3 x study model plate, size 1; 2 x study model plate, size 2; 2 x model sleeve, size 1; 1 x model sleeve, size 2; 1 x removal device; 1 x 100 ml Profisep 2010; 1 x positioner plate, size 1; 1 x positioner plate, size 2.

Also single available:

Pin base plate incl. split cast plate and magnet, size 1

REF 890001

Model sleeve, size 1

REF 890002

Study model plate, size 1, 25 plates

REF 890003

Removal device, size 1

REF 890004

Pin base plate incl. split cast plate and magnet, size 2

REF 890011

Model sleeve, size 2

REF 890012

Study model plate, size 2, 25 plates

REF 890013

Removal device, size 2

REF 890014

Profisep 2010 (separating agent), 100 ml

REF 890021

Profisep 2010 (separating agent), 500 ml

REF 890022

Profisep Clean (cleaning agent), 400 ml

REF 890023

Reinigungsstift, grau

REF 890099



Pin base plate ECO incl. magnet

A base plate with plastic pins (instead of metal pins) as an economic solution for the perfect model, compatible with the model system Profident 2010.

Pin base plate ECO incl. magnet, size 1, 10 pieces

REF 890005

Split cast plate inkl. Magnet, size 1, 10 pieces

REF 890008



Model hammer

REF 890031

For ensure an easy remove of the pin base plate ECO.



Water dispenser WD 1

The fast and secure technology for best gypsum models, gypsum bound investments and alginates.

- Easy to use • Precise dosing • Maintenance-free • Easy to clean • Durable

Technical data:

Setting range: 10 – 50,0 ml; Graduation: 1,0 ml

Scope of delivery: 1 dispenser (valve block with finger guard), 1 discharge tube set, 1 intake tube, 2 adaptors made of PP, 1 operating manual, 1 certificate of precision, 1 glass bottle 2.000 ml.

Water Dispenser WD 1 incl. 2.000 ml glass bottle	REF 800001
Replacement glass bottle 2.000 ml	REF 800010



Base former

By means of the HINRICHS base former, the model creation obtains a fast, economical and clean working basis. After 5 seconds only, the perfect base former is ready for each impression. The simple handling and the high economic efficiency (low consumption of material) turns the base former into an important practice attendant.

Base former, set (upper & lower jaw)	REF 890100
Base former, set (upper jaw)	REF 890101
Base former, set (lower jaw)	REF 890102



Gypsum Gloss

Impregnation for gypsum models

An environmentally acceptable impregnation for all gypsum models. The gypsum models get thru the gloss bath a moisture-, fat- and dust repellent and a shiny surface as well.

4.500 ml canister	REF 109120
-------------------	-------------------



Setting accelerator

Proven accelerator for all types of dental gypsum and gypsum bound investment to reduce the setting time. Depending on the amount which shall be mixed add 1-10 g powder to the mixing water and then mix it thoroughly with the gypsum.

1 kg can	REF 100401
5 kg bag	REF 100402



GipEx

For removing gypsum and investment residue from acrylic, dentures, impression trays, instruments etc.. Does not contain acid. Can also be used in ultrasonic cleaners. Solution is ready to use. Do not dilute.

1.000 ml bottle	REF 100910
5.000 ml canister	REF 100911



GipEx Tabs

High reactive binder for dental gypsum, phosphate bound investments in the gypsum separator. Prevents a blockage of the waste pipes, reduces unpleasant smells and facilitates the cleaning of the separator.

2 pieces GipEx Tabs	REF 100915
10 pieces GipEx Tabs	REF 100916
25 pieces GipEx Tabs	REF 100917



Hinrisep G

Gypsum Separator

Provides reliable separation between gypsum layers when sprayed dry surface of gypsum. Also usable for Base Stone FL (flowable). Hinrisep G dries quickly, seals the surface effectively and does not create a greasy film.

250 ml pump spray bottle	REF 100920
1.000 ml refill bottle	REF 100921



Hinrisep K

Acrylic Separator

For hot and cold-curing resins. Alginate-based seal for gypsum models when used with acrylics. The thin smooth film is scratch-resistant and reliably separates gypsum from acrylic.

1.000 ml bottle	REF 109221
5.000 ml canister	REF 109222





Hinrisep W

Wax Separator

Hinrisep W reliably separates gypsum from wax and is ideal for sealing the surfaces of models. Even when Hinrisep W is subjected to extreme heat, it is still effective.

30 ml bottle	REF 109230
1.000 ml refill bottle	REF 109231



Neutralgin

Neutraliser for alginate impressions

For sealing alginate impressions. Prevents alginate acid from discharging, resulting in smooth gypsum models. The separating liquid can be used for all types of alginates.

250 ml pump spray bottle	REF 100940
1.000 ml refill bottle	REF 100941
5.000 ml refill canister	REF 100942



Hinrisol

Alcohol-Based Surface Wetting Agent

For reducing surface tension, neutralising and cleaning silicone, wax and resin surfaces without leaving a film. Hinrisol is compatible with all silicone-based impression and duplicating materials.

Not suitable for polyether!

250 ml pump spray bottle	REF 109400
1.000 ml refill bottle	REF 109401



Hinrisid

Surfactant Debubbler

HINRICHS surfactant is a universal wetting agent for fabricating gypsum models without bubbles in silicone impressions.

Suitable for polyether!

250 ml pump spray bottle	REF 109410
1.000 ml refill bottle	REF 109411



Mixing Spatula

REF 516000

For gypsum, resins and cements. Wooden handle. 21.5 cm



Measuring Cylinder

REF 516001

Made from PMP. Clear. Graded in 1 ml



Gypsum Knife

REF 516002

According to Gritmann. Wooden handle and flask opener. 17 cm



Aluminum gypsum scoop

REF 516006

For gypsum and investments, size: 210 mm
for approx. 160 g powder



Pump spray bottle

For propellant-free spraying of liquids (e.g. Neutralgin, Hinrisol, Hinrisid).

250 ml pump spray bottle

REF 516003



Digital Solar Scale



Operation with solar energy, excess energy is conserved and used under poorly lighting conditions, scales to max. 2.000 g.

0 - 100 g d = 0,5 g / 100 - 2.000 g d = 1 g

Digital Solar Scale

REF 516007

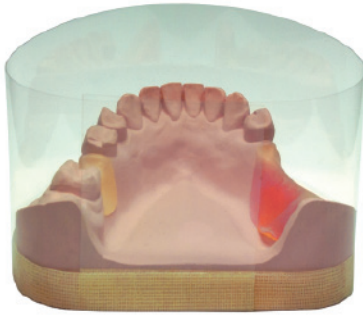
The flaskless duplicating technique

Economical and accurately fitting


In dental technology, duplicating models for chrome-cobalt have always involved using flasks in a variety of shapes and sizes. When using the ERNST HINRICHS system, flasks are no longer required.

This new method of duplicating using silicone was the basis for further innovative developments - especially in materials and technical methods - and has led to the current well-known flaskless duplicating technique.

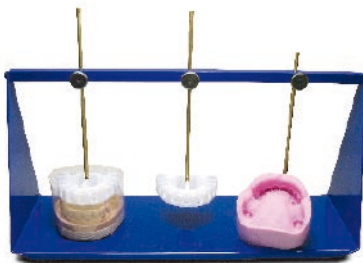
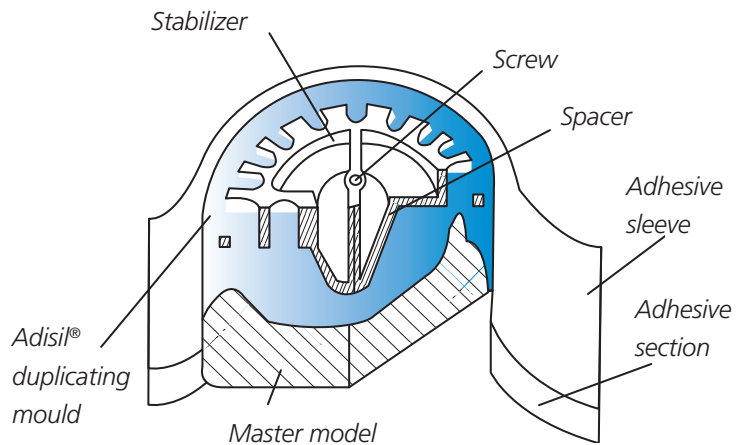
For further information about the flaskless duplicating technique refer to our technical brochure (REF 902033), which may be obtained free of charge from our sales representative or direct from the ERNST HINRICHS technical department.



Model with adhesive duplicating tape ready for duplicating



Cross-section of a flaskless duplicating mould



Fixation device for flaskless duplication

Duplicating silicone / Duplicating gel / DIN EN ISO 14356

Dental Duplicating materials DIN EN ISO 14356

The international norm DIN EN ISO 14356 defines requirements and a method of testing, which are mainly allowed for the manufacture of flexible forms. These forms are mainly used for the production of positive copies made out of heat-resistant investments or gypsum models.

There are two different types of duplicating materials:

Type 1: reversible duplicating materials (e.g. duplicating gel)

Type 2: irreversible duplicating materials (e.g. duplicating silicone)

The ISO norm requires especially a high accurate reproduction, a heat-resistant, an elastic reforming, digestibility with dental gypsum and investments, a high tear resistance. Type 1 products require additionally special liquid and filling temperatures and a resistance against fungus growing.

Conventional duplicating gel has been largely replaced in Germany due to the development of suitable silicones. **ERNST HINRICH** offers addition-curing duplicating silicones with high Shore A hardness and tear growth resistance for the adhesive tape and flask technique. All types of silicones are suitable for automatic dispensers.



Hinrisil® KL

Addition-curing duplicating silicone, type 2, pink

An addition-curing duplicating silicone with a high Shore A hardness usable for the adhesive tape and flask technique. Suitable for automatic dispensers. **Shore A hardness: > 24**

Available in:

2 x 1 kg bottle	REF 100790
2 x 6 kg canister	REF 100793
2 x 25 kg canister	REF 100794



Hinrisil®

Addition-curing duplicating silicone, type 2, green

An extremely flowable addition-curing duplicating silicone with a lower Shore A hardness usable for flask duplication. Suitable for automatic dispensers. **Shore A hardness: 16-18**

Available in:

2 x 1 kg bottle	REF 107940
2 x 6 kg canister	REF 107943
2 x 25 kg canister	REF 107944



Hinrisil® hydro Addition-curing duplicating silicone, type 2, emerald

An addition-curing duplicating silicone with hydrophilic properties. Because of the hydrophilic surface wetting agents are no longer required. Smooth model surface without surfactants. Hinrisil® hydro is suitable for the material-saving flaskless duplicating technique. Suitable for automatic dispensers. **Shore A hardness: 22-24**

Available in:

2 x 1 kg bottle	REF 107960
2 x 6 kg canister	REF 107963
2 x 25 kg canister	REF 107964



Hinrisil® Speed Addition-curing duplicating silicone, type 2, yellow

A rapid- and addition-curing duplicating silicone, developed especially for express jobs using adhesive duplicating tapes or flasks. Remove Hinrisil® Speed from the duplicating mould after just 10 minutes. **Shore A hardness: 24**

Available in:

2 x 1 kg bottle	REF 107970
2 x 6 kg canister	REF 107973
2 x 25 kg canister	REF 107976

Technical data: accord. DIN EN ISO 14356	Hinrisil® KL	Hinrisil®	Hinrisil® hydro	Hinrisil® Speed
Mixing ratio:	1:1	1:1	1:1	1:1
Mixing under vakuüm (sec.):	40	40	40	40
Working time (min.):	>5	>5	>5	3-4
Curing time (min.):	30 - 45	30 - 45	30 - 45	10
Tensile strength (MPa):	ca. 2,2	ca. 1,8	ca. 2,5	ca. 2,2
Elongation at break (%):	310	220	380	310
Tear strength (N/mm):	6.5	3.0	6.8	6.5
Shore A hardness:	>24	16 - 18	22 - 24	24
Colour:	pink	grün	smaragd	gelb



Hinrigel

Duplicating gel, type 1

Hinrigel is a high-quality and reversibly duplicating mass. The fine-flowing duplicating gel is suitable for investments and dental gypsum. Hinrigel has a high elasticity and volume stability.

green

Available in:

6 kg bucket	REF 107953
-------------	-------------------

Duplicating starter set



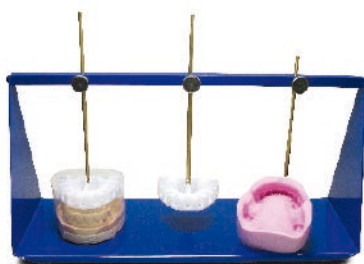
Save silicone with the flaskless duplicating system

The starter set contains all necessary products for the flaskless duplicating system to allow an economical duplicating and investing for the production of partial frameworks.

Content: 1 x 2 x 1 kg Hinrisil® Speed, 1 x 40 m adhesive duplicating tape, 3 x Stabilizer Size 2, 1 Fixation device, 1 x 250 ml Hinrisol, 1 x 25 m disposable ring tape, 1 poster duplicating technique, 1 poster investing technique, 1 produkt catalog (also single available)

Duplication starter set

REF 891999



Fixation device

Device for positioning the stabilizer when using the flaskless duplicating procedure.

Fixation device

REF 891001



Duplicating cross

Device for flaskless duplication without the fixation device. A practical accessory when the duplicating material is to be vulcanised cured under pressure.

Duplicating cross

REF 891002

Stabilizer, white



For stabilizing the silicone mould when using the flaskless duplicating procedure. Supplied in four sizes.

Stabilizer, Size 1 (57 x 44 mm)

REF 891003

Stabilizer, Size 2 (62 x 48 mm)

REF 891004

Stabilizer, Size 3 (66 x 55 mm)

REF 891005

Stabilizer, Size 4 (72 x 60 mm)

REF 891006



Adhesive duplicating tape

Duplicating ring tape for the flaskless duplicating technique. Content: 40 m.
Height: 5 cm
Adhesive area: 8 mm

Adhesive duplicating tape, 40 m

REF 891007



Dispensing pump


- plastic dispensing pump inclusive lid, suitable for the 6 kg canister of the 1:1 duplicating silicones from ERNST HINRICHS
- allows an exact weighing of duplicating silicones
- no dipping
- the lids (A/B) have different colours to differ the silicone components

Pump with lid (white), component A

REF 891034

Pump with lid (red), component B

REF 890035



Economical duplicating flasks, blue

Plastic duplicating flask with 3 sections for cost saving, problem-free duplicating with Hinrisil® duplicating silicones. Consists of a flask base, flask ring and stabilizer. Supplied in two sizes.

Economical duplicating flasks

Flask complete, size 1 (68 x 81 mm), set

REF 891020

Flask complete, size 2 (73 x 91 mm), set

REF 891021

Flask base single, size 1 (68 x 81 mm)

REF 891022

Flask base single, size 2 (73 x 91 mm)

REF 891025

Flask ring single, size 1 (68 x 81 mm)

REF 891023

Flask ring single, size 2 (73 x 91 mm)

REF 891026

Stabilizer with retention retainers, single, size 1

REF 891024

Stabilizer with retention retainers, single, size 2

REF 891027

Gypsum-bonded investments



L 36®

**DIN EN 15912
soldering compound, type 3, brown**

A top quality material developed from many years' experience. No expansion or shrinkage of invested patterns. Suitable for all metals. Exceptionally high heat resistance. Can be heated immediately with a large flame.

5 kg bag	REF 100270
5 kg bucket	REF 100271
25 kg carton	REF 100279
25 kg bag	REF 100274



Thermal

type 1, class 1 + 2, white

A gypsum-bonded investment for standard casting work and fabricating jewellery. Produces smooth castings without finning. Easy to use.

5 kg bag	REF 100250
25 kg carton	REF 100252
25 kg bag	REF 100254



Hinrivest® G

type 1, class 2, white

A gypsum-bonded and graphite-free precision investment for precious metals and low-melting alloys. Expansion can be regulated by the ratio of water used. Finegrained. High degree of accuracy and surface quality. Can be put into a preheated furnace.

5 kg (aluminium bag)	REF 102511
20 kg (4 x 5 kg)	REF 102514

Casting Work

We also offer support for casting work. Our technicians, experienced in CoCr, one-piece casting and crown and bridge work, are available for seminars or practical courses on request. Of course we can always give you advice over the telephone. Contact us and we will be happy to help you.



Hinrivest® CoCr

DIN EN 15912
type 2, class 1

A **conventional** preheating phosphate-bonded and graphite-free investment for CoCr partial frameworks. This proven phosphate-bonded, graphite-free investment assures a precise fit and smooth surface.

5 kg carton (28 x 180 g)	REF 102401
20 kg carton (112 x 180 g)	REF 102402
20 kg carton (50 x 400 g)	REF 102403
20 kg Karton (4 x 5.000 g PB)	REF 102404



Hinrivest® SG

type 2, class 2

A phosphate-bonded, graphite-free investment for CoCr partial frameworks specially developed for the **speed heating technique**. Suitable for casting all types of dental alloys.

5 kg carton (28 x 180 g)	REF 102411
20 kg carton (112 x 180 g)	REF 102412
20 kg carton (50 x 400 g)	REF 102413



Hinrivest® KB

type 1, class 2

A speed casting universal investment for casting all types of precious and non-precious alloys in crown and bridge and combined techniques. Also ideal for direct firing of pressable ceramics. Ultra-fine grains, excellent accuracy and surface quality.

5 kg carton (32 x 160 g)	REF 109601
20 kg carton (125 x 160 g)	REF 109602



Hinrivest® Press

type 1, class 2

A phosphate bonded, graphite free precision investment especially developed for all pressable ceramic systems in the speed casting technique. Produces only very thin reaction layers, therefore it's recommended for pressing lithium disilicate ceramics.

- excellent expansion control
- super fine powder, very creamy
- consistency and working properties
- the well-balanced grading curve guarantees very smooth surfaces of the ceramics
- fast preheating saves time

5 kg carton (50 x 100 g)	REF 241001
--------------------------	------------



Hinrivest® Liquid

Expansion liquid for regulating setting expansion of phosphate-bonded Hinrivest® investments. Can be diluted with distilled water.

1 Liter bottle **REF 107820** 3 Liter canister **REF 107821** 25 Liter canister **REF 107824**

Hinrivest® Liquid High Ex

Special liquid contains a higher proportion of silica solution and other particles for higher expansion values. For fabricating CrCo telescopic work and also for other phosphate-bonded investments.

1 Liter bottle **REF 107830** 3 Liter canister **REF 107831**



Disposable ring tape

Adhesive disposable ring tape for use when investing CrCo.

The surface area of the investment mould's outer surface is increased considerably due to the corrugated effect of the ring material. This increases the amount of heat absorbed during burnout. The diameter of the mould is no greater than that of the duplicate model. This saves investment and space within the furnace.

Disposable ring tape, 25 m

REF 892001



Silicone sleeves, model form

Vertical groove structure on the inside of the ring increases the surface area. Setting expansion is not affected, ensuring an optimum fit of the casting. Use of a silicone sleeve ensures a more uniform heat uptake and controlled cooling of the mould. The whole span of the pattern can be placed at the same distance from the mould wall, optimising the fit of the casting.

Size 0 (ø 70 mm x 55 mm)

REF 892017

Size 1 (ø 75 mm x 60 mm)

REF 892003

Size 2 (ø 80 mm x 65 mm)

REF 892004

Size 3 (ø 90 mm x 75 mm)

REF 892005

Model-shaped base plate, model form with sprue former

For CrCo and ringless direct-wax investing with the model-shaped silicone sleeve.

with sprue-former

Size 0 (ø 70 mm x 55 mm) **REF 892018**

Size 1 (ø 75 mm x 60 mm) **REF 892019**

Size 2 (ø 80 mm x 65 mm) **REF 892020**

Size 3 (ø 90 mm x 75 mm) **REF 892021**

without sprue-former

Size 0 (ø 70 mm x 55 mm) **REF 892022**

Size 1 (ø 75 mm x 60 mm) **REF 892006**

Size 2 (ø 80 mm x 65 mm) **REF 892007**


Size 3 (ø 90 mm x 75 mm) **REF 892023**



Wax adhesive

Residue-free adhesive for use with preformed wax patterns on unhardened ERNST HINRICHS CrCo investment duplicate models. The wax adhesive should be applied thinly to ensure retention of the patterns on the duplicate model.

Wax adhesive, 30 ml	REF 892030
Wax adhesive, 100 ml	REF 892031
Thinner for adhesive, 100 ml	REF 892032



Plunger Aluoxid

Manufactured from high purity aluminium oxide (> 99.8 % Al₂O₃), reusable many times, no micro cracks in the sprues, suitable for all pressable ceramic systems.

Plunger Aluoxid, Ø 12 mm, size 37 mm, 2 pieces	REF 892060
Plunger Aluoxid, Ø 13 mm, size 35 mm, 2 pieces	REF 892060



Disposable Plunger

- No preheating of the plunger!
- Easy to handle
- no more time-consuming divesting of reusable plungers
- no micro cracks in the sprues
- suitable for all pressable ceramic systems

Available in 2 diameters: Ø 12 mm and Ø 13 mm.
Content: 50 pieces

Disposable Plunger, Ø 12 mm, 50 pieces	REF 892061
Disposable Plunger, Ø 13 mm, 50 pieces	REF 892063



Sprue formers

Made from flexible injection-molded plastic for multiple use as a sprue-former in CrCo rings.

Sprue formers, pack of 100	REF 892036
----------------------------	------------



Base plates with silicone sleeves, round

For economic, direct investing with the model base plate for crown and bridge work. Vertical groove structure on the inside of the ring increases the surface area. Setting expansion is not affected, ensuring an optimum fit of the casting. Use of a silicone sleeve ensures a more uniform heat uptake and controlled cooling of the mould. Sprue formers are supplied with these silicone sleeves in sizes 3, 6 and 9.

Round silicone sleeves

Size 3, Ø inner: 45 mm	REF 892040
Size 6, Ø inner: 62 mm	REF 892041
Size 9, Ø inner: 75 mm	REF 892042

Round casting mould base with sprue former, white

Size 3	REF 892050
Size 6	REF 892051
Size 9	REF 892052



Silicone Sleeves Ceram

For a well known press-ceramic systems (e.g. Degussa, Ivoclar). The corrugated effect of the muffle surface area will regulate the solidification of the ceramic. Easy handling.

Silicone sleeve ceram 100 (100 g)	REF 892010
Silicone sleeve ceram 200 (200 g)	REF 892011

(The illustrated plastic units are components of the porcelain system used and are not included in the pack contents.)

Starter set partial frameworks

Contents: 28 x 180 g Hinrivest CoCr, 1.000 ml Hinrivest liquid, 1.000 g Hinri-Alloy CoCr, 1 x poster investing technique, 1 x poster duplicating technique, 1 x product catalogue.



Starter set partial frameworks	REF 892998
--------------------------------	-------------------

Starter set c&b-technique

Contents: 32 x 160 g Hinrivest KB, 1.000 ml Hinrivest liquid, 1 x silicone sleeve, model shaped, size 0, 1 x silicone sleeve, model shaped, size 1, 1 x base plate with sprue former, size 0, 1 x base plate with sprue former, size 1, 1 x silicone sleeve, c & b, size 6, 1 x base plate with sprue former, size 6, 1 x product catalogue.



Starter set c&b-technique	REF 892999
---------------------------	-------------------

Hinri-Alloy CoCr

Composition (in % by mass): Co: 62.0 Cr: 31.0 Mo: 5.0
Other <1%: Si, C, Mn, Fe

Hinri-Alloy CoCr is a universal alloy for partial denture frame-works with clasps. This alloy has an optimized flow-rating. The casted partials are easy to prepare and polish. Hinri-Alloy CoCr is very corrosion-resistant and free of beryllium, indium and gallium.

Area of application: Non precious alloy based on cobalt for removable dentures acc. DIN EN ISO 22674, type 5.

Hinri-Alloy CoCr, 1.000 g

REF 893040

Hinri-Alloy CB

Composition (in % by mass): Co: 64.0 Cr: 21.0 Mo: 6.0 W: 6.0
Other <1%: Si, Fe, Mn

Because of the low vickers hardness Hinri-Alloy CB allows an optimal preparation and polishing. The alloy is very flexible during handling, ideal for crowns and bridges and milling work. It can be bonded with all standard high sintering porcelains. Hinri-Alloy CB is high corrosion-resistant and free of beryllium, indium and gallium.

Area of application: Non precious casting alloy based on cobalt for metal-ceramic accord. DIN EN ISO 22674, type 5.

Hinri-Alloy CB, 250 g

REF 893023

Hinri-Alloy CB, 500 g

REF 893022

Hinri-Alloy CB, 1.000 g

REF 893020

Hinri-Alloy N

Composition (in % by mass): Ni: 63.0 Cr: 25.0 Mo: 9.0 Si: 2.0 Nb: 1.0

Hinri-Alloy N is a high corrosion resistant bonding alloy based on nickel. Hinri-Alloy N is applicable for the laser technique and convinces through the low oxidation during the porcelain firings, also after several firing cycles. Hinri-Alloy N can be used with all standard high-sintering bonding porcelains and is free of beryllium, indium and gallium.

Area of application: Non precious casting alloy based on nickel for metal ceramic accord. DIN EN ISO 22674, type 4.


Hinri-Alloy N, 1.000 g

REF 893030



Technical data (guidelines):	Hinri-Alloy CoCr	Hinri-Alloy CB	Hinri-Alloy N
Proof stress Rp 0.2 (MPa):	609	570	362
Elongation at rupture A5 (%):	6.2	10.0	26.0
Modulus of elasticity (GPa):	200	194	191
Coefficient of expansion WAK 25-500 °C:	-	14.1 x 10 ⁻⁶ K ⁻¹	13.7 x 10 ⁻⁶ K ⁻¹
Coefficient of expansion WAK 25-600 °C:	-	14.6 x 10 ⁻⁶ K ⁻¹	14.0 x 10 ⁻⁶ K ⁻¹
Tensile strength Rm (MPa):	761	734	602
Vickers hardness VH 10:	390	286	180
Density (g/cm ³):	8.3	8.8	8.3
Melting range (°C):	1.340-1.400	1.309-1.417	1.298-1.344
Casting temperature (°C):	1.340	1.460	1.380
Max. oxide fixing temperature (°C):	-	935	950

Date of informations: 05/2017



Special Solder

CrCo-based soldering rods for all CrCoMo alloys. The high melting range guarantees that the solder has a high diffusion depth. This produces very strong soldering joints. After soldering, porcelain is easily applied to the nickel-free, special solder.

Melting range: 1.071 - 1.260 °C

CoCrMo Special Solder, 2 mm

20 g (approx. 80 mm x 2 mm incorporating flux)

REF 893060

CoCrMo Special Solder, 1 mm

10 g (approx. 80 mm x 1 mm incorporating flux)

REF 893061

Melting range: 992 - 1.185°C

CoNiCr Special Solder 1 mm

10 g (approx. 80 mm x 1 mm incorporating flux)

REF 893064



Laser welding rods

CrCo-based laser welding rods for biocompatible connections of CrCo castings with laser welding.

- Suitable for CrCo denture framework and bonding alloys
- Easy porcelain application
- Carbon-free

7 Laser welding rods, each approx. 0.5 g (0.5 mm x 250 mm)

REF 893062



HinriPress®

HinriPress® is the cold-curing allrounder among all denture base acrylics and especially designed for dental technicians who like to cover all indications with only one product.

Indications:

- Total upper and lower dentures
- Completion of model cast dentures
- Indirect relinings
- Partial upper and lower dentures
- Dilatations and repairs

HinriPress® liquid, 1000 ml, colorless	REF 721000
HinriPress® powder, 1000 g, pink	REF 721010
HinriPress® powder, 1000 g, pink opaque	REF 721011
HinriPress® powder, 1000 g, colourless	REF 721012
<hr/>	
HinriPress® lab set, 100 g + 100 ml, pink	REF 721020
HinriPress® lab set, 100 g + 100 ml, pink opaque	REF 721021
HinriPress® lab set, 100 g + 100 ml, colourless	REF 721022



HinriPress® Vario

HinriPress® Vario is a cold-curing allrounder among all denture base acrylics. The expanded processing time of this material allows the dental technicians a most stress-free handling.

Indications:

- Total upper and lower dentures
- Completion of model cast dentures
- Indirect relinings
- Partial upper and lower dentures
- Dilatations and repairs

HinriPress® Vario liquid, 1000 ml, colorless	REF 721100
HinriPress® Vario powder, 1000 g, pink	REF 721110
HinriPress® Vario powder, 1000 g, pink opaque	REF 721111
HinriPress® Vario powder, 1000 g, colourless clear	REF 721112
<hr/>	
HinriPress® Vario lab set, 100 g + 100 ml, pink	REF 721120
HinriPress® Vario lab set, 100 g + 100 ml, pink opaque	REF 721121
HinriPress® Vario lab set, 100 g + 100 ml, colourless clear	REF 721122



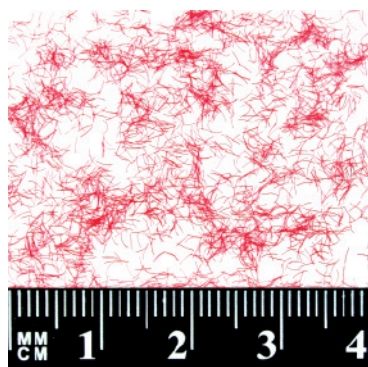
HinriDon

HinriDon is an economic, cadmium-free denture base resin that guarantees high quality results by using any known hot-curing polymerization technique

Indications:

- Total upper and lower dentures by using the pressing-/packing technique

HinriDon liquid, 1000 ml, colorless	REF 721200
HinriDon powder, 1000 g, pink	REF 721210
HinriDon powder, 1000 g, pink opaque	REF 721211
HinriDon powder, 1000 g, colourless clear	REF 721212
<hr/>	
HinriDon lab set, 100 g + 100 ml, pink	REF 721220
HinriDon lab set, 100 g + 100 ml, pink opaque	REF 721221
HinriDon lab set, 100 g + 100 ml, colourless clear	REF 721222



HinriPress® Veins

Viscose fibres to be mixed into denture resins for the individual design of a veined appearance.

HinriPress® Veins, 5 g	REF 721500
------------------------	-------------------



HinriPress® Bonding

Liquid for the perfect bonding of highly vulcanising confection teeth and the auto-polymerising based resin.

HinriPress® Bonding, 20 ml	REF 721501
----------------------------	-------------------



HinriPress® flask S

Flask for the silicone embedding according to the HinriPress® resin pouring system. With a transparent flask-cover, steel bottom with integrated boiling out plate and canal stabber.

HinriPress® flask S

REF 721502



HinriPress® flask G

Two piece flask for the gel embedding according to the HinriPress® resin pouring system. With a transparent flask-cover and canal stabber.

HinriPress® flask G

REF 721503




Aluminium Oxide white

250 µm, 110 µm, 50 µm

For sandblasting restorations made from any type of alloy. HINRICHS' high-grade corundum does not cause silicosis and complies with health and safety regulations. The sharp-edged grains and extreme hardness guarantee very efficient sandblasting.

Other corn sizes are on request available.

5 kg canister	250 µm	REF 100291
10 kg canister	250 µm	REF 100293
25 kg bag	250 µm	REF 100294
25 kg carton	250 µm	REF 102909
5 kg canister	110 µm	REF 100301
10 kg canister	110 µm	REF 100303
25 kg bag	110 µm	REF 100304
25 kg carton	110 µm	REF 103009
5 kg canister	50 µm	REF 100311
10 kg canister	50 µm	REF 100313
25 kg bag	50 µm	REF 100314
25 kg carton	50 µm	REF 103107



Glass Beads white

125 µm, 50 µm

For carefully cleaning and condensing sensitive surfaces. (No damage to precious and non-precious alloys etc.). Silicosis-free material produced in Germany. Supplied in grain sizes 125 µm and 50 µm.

5 kg canister	125 µm	REF 100331
10 kg bucket	125 µm	REF 100333
25 kg bag	125 µm	REF 100334
25 kg carton	125 µm	REF 103309
5 kg canister	50 µm	REF 100341
10 kg bucket	50 µm	REF 100343
25 kg bag	50 µm	REF 100344
25 kg carton	50 µm	REF 103409



Poliresin®

An odourless polishing agent specially developed for polishing acrylic dentures. Poliresin® is used in the same way as pumice, but smoothes even more effectively and has a 30 % longer life span. The acrylic is gently polished due to the unique crystalline structure of Poliresin®. The time required for the subsequent high-lustre polish is greatly reduced.

2 kg bag	REF 100320
4 x 2 kg bag	REF 100321
10 kg bag	REF 100323
10 kg carton	REF 100324



Pumice powder

fine, medium, coarse

Guaranteed quartz-free polish. In grain sizes fine, medium and coarse. No risk of silicosis. Excellent working properties. Our pumice powder is an unprocessed and environmentally friendly natural product which can easily be disposed of after use.

fine		medium		coarse	
5 kg bag	REF 100350	5 kg bag	REF 100360	5 kg bag	REF 100370
4 x 5 kg bag	REF 100352	4 x 5 kg bag	REF 100362	4 x 5 kg bag	REF 100372
20 kg carton	REF 103509	20 kg carton	REF 103607	20 kg carton	REF 103707
25 kg bag	REF 100354	25 kg bag	REF 100364	25 kg bag	REF 100374



Pumice-Sep

- ready to use liquid for pumice powder and Poliresin®
- the liquid reaches a high bactericidal and fungicidal (e.G. Candida albicans) effect
- prevents effective unpleasant odours
- Delays efficiently and permanently dehydration of the polishing material
- Does not contain formaldehyde and is biodegradable.

1 litre bottle	REF 103801
5 litre canister	REF 103802



Pumice Paste

- ready to use pumice paste for polishing of acrylic dentures
- the liquid reaches a high bactericidal and fungicidal (e.G. Candida albicans) effect
- prevents effective unpleasant odours
- Delays efficiently and permanently dehydration of the polishing material
- Does not contain formaldehyde and is biodegradable.

5 kg bucket	REF 100381
10 kg bucket	REF 100382
25 kg bucket	REF 100383



Whiting

white

Fine, high-purity polishing material for polishing acrylics, quartz-free.

5 kg bag	REF 100390
25 kg bag	REF 100394



Hinriform 90 x-hard

Kneadable two-component A-silicone with a greatly increased final setting Shore. A hardness of > 90 after 24 hours. Mixing ratio of components A and B: 1 : 1. Very low shrinkage < 0.01%. Optimal working and hardening times according to requirements. Exact reproduction of details. Cuts easily and is resistant to inorganic chemicals. Excellent mechanical properties after hardening.

2 x 1.5 kg Hinriform 90 x-hard 1 : 1	REF 793000
2 x 5.0 kg Hinriform 90 x-hard 1 : 1	REF 793001



Hinritray Upper jaw

Light-curing tray material for fabricating functional trays, custom trays, bite-blocks, registration bite plates and for other uses in the laboratory. Each side must be polymerized for 4 minutes. Supplied in packs of 50 preformed templates for upper and lower arches in pink, blue and transparent.

50 blanks, pink	REF 801000
50 blanks, blue	REF 801010
50 blanks, transparent, mint flavoured	REF 801020



Recommended by the
Implantologische
Gesellschaft
für Zahnärzte eG **IGfZ**

Implantray

- High class presentation of your implant works, reusable
- Clear, coordinated arrangement for the direct use at the dentist's chair
- The logical construction makes the local insertion easier
- Transport protection and model for implant works

Size: 28.5 cm x 18.5 cm x 3.5 cm

Implantray, 1 piece	REF 804000
Implantray, 5 pieces	REF 804001
Implantray, 10 pieces	REF 804002

The pictured instruments are **not** included in the delivery!



Ultrasonic polishing paste cleaner

A water soluble cleaner based on a special agent for removing rests of polishing paste and materials with high fat contents on crowns, bridges, acrylic dentures & instruments which are used for ultrasonic units and fluid pin cleaning systems. It also removes relining with zinc oxide paste free of residue by diluting with a higher concentration.

High concentrate 1:20

1 kg Ultrasonic polishing paste cleaner	REF 103820
5 kg Ultrasonic polishing paste cleaner	REF 103821



Ultrasonic dental plaque cleaner

A water soluble cleaner based on a special agent for removing dental plaque from dental prosthesis. For the use in the dental laboratory, in the dentistry and the patient as well.

High concentrate 1:20

1 kg Ultrasonic dental plaque cleaner	REF 103825
5 kg Ultrasonic dental plaque cleaner	REF 103826



HinriMill milling systems



HinriMill 5

5 Axes	1 Blank	16 Tools	dry	wet
± 30°	PMMA/ PEEK	ZrO ₂	Com- posites	LiSi ₂
CoCr / Titan				



HinriMill 5.8

5 Axes	8 Blanks	16 Tools	dry	wet
± 30°	PMMA/ PEEK	ZrO ₂	Com- posites	LiSi ₂
CoCr / Titan				



HinriMill N4

4 Axes	3 Blocks	8 Tools	wet	grinding
PMMA/ PEEK	ZrO ₂	Com- posites	LiSi ₂	Titan



HinriMill T5

5 Axes	1 Blank	16 Tools	dry	milling
± 35°	PMMA/ PEEK	ZrO ₂	Com- posites	CoCr



Keralloy® BioStar

Keralloy® BioStar is a precious metal free, chromium cobalt-based milling alloy according DIN EN ISO 22674, type 4. Keralloy® BioStar does not contain any beryllium, indium or gallium. Keralloy® BioStar is easy to mill and guarantees a high biocompatibility. This alloy allows to mill thinnest frames. Its molecular structure allows smooth, compact surfaces with less oxide formation. Its thermal expansion coefficient is ideal for every ceramic of the latest generation.

Keralloy® BioStar with shoulder, Ø 98.5 mm, H 08 mm	REF 528410
Keralloy® BioStar with shoulder, Ø 98.5 mm, H 10 mm	REF 528411
Keralloy® BioStar with shoulder, Ø 98.5 mm, H 12 mm	REF 528412
Keralloy® BioStar with shoulder, Ø 98.5 mm, H 13.5 mm	REF 528413
Keralloy® BioStar with shoulder, Ø 98.5 mm, H 15 mm	REF 528414
Keralloy® BioStar with shoulder, Ø 98.5 mm, H 18 mm	REF 528415
Keralloy® BioStar with shoulder, Ø 98.5 mm, H 20 mm	REF 528416
Keralloy® BioStar with shoulder, Ø 98.5 mm, H 24.5 mm	REF 528417



CoCr BioStar

BioStar is a precious metal free, chromium cobalt-based alloy for the dental application used in dental milling machines (CAD-CAM). It does not contain any nickel, beryllium or gallium. One of the remarkable features is the high corrosion resistance and biocompatibility. CoCr BioStar is suitable for soldering. Its low hardness allows CoCr BioStar to be easily milled.

CoCr BioStar with shoulder	Ø 98.3 mm, H 08 mm	REF 528200
CoCr BioStar with shoulder	Ø 98.3 mm, H 10 mm	REF 528201
CoCr BioStar with shoulder	Ø 98.3 mm, H 12 mm	REF 528202
CoCr BioStar with shoulder	Ø 98.3 mm, H 13.5 mm	REF 528203
CoCr BioStar with shoulder	Ø 98.3 mm, H 15 mm	REF 528204
CoCr BioStar with shoulder	Ø 98.3 mm, H 18 mm	REF 528205
CoCr BioStar with shoulder	Ø 98.3 mm, H 20 mm	REF 528206
CoCr BioStar with shoulder	Ø 98.3 mm, H 24.5 mm	REF 528207



TITAN BioStar - available in grade 2, 4 and 5

TITAN BioStar °2

Biocompatible pure titanium grade 2 milling blank for porcelain fused to metal (PFM) techniques, DIN EN ISO 22674, type 3. Indications range from individual crowns both front and lateral, to bridge frames in frontal and lateral areas with up to three units. Titan BioStar Grade 2 admits easy laser welding and can be fired using all usual porcelain indicated for titanium.

Titan BioStar °2 with shoulder	Ø 98.5 mm, H 08 mm	REF 528220
Titan BioStar °2 with shoulder	Ø 98.5 mm, H 10 mm	REF 528221
Titan BioStar °2 with shoulder	Ø 98.5 mm, H 12 mm	REF 528222
Titan BioStar °2 with shoulder	Ø 98.5 mm, H 13.5 mm	REF 528223
Titan BioStar °2 with shoulder	Ø 98.5 mm, H 15 mm	REF 528224
Titan BioStar °2 with shoulder	Ø 98.5 mm, H 18 mm	REF 528225
Titan BioStar °2 with shoulder	Ø 98.5 mm, H 20 mm	REF 528226



TITAN BioStar °4

Biocompatible pure titanium grade 4 milling blank for porcelain fused to metal (PFM) techniques, DIN EN ISO 22674, type 4. Titan BioStar °4 features a higher mechanical strength and therefore allows for accordingly dimensioned frame design. Indications range from individual crowns both front and lateral, to bridge frames in frontal and lateral areas with up to three units. Titan BioStar Grade 4 admits easy laser welding and can be fired using all usual porcelain indicated for titanium.

Titan BioStar °4 with shoulder	Ø 98.5 mm, H 08 mm	REF 528240
Titan BioStar °4 with shoulder	Ø 98.5 mm, H 10 mm	REF 528241
Titan BioStar °4 with shoulder	Ø 98.5 mm, H 12 mm	REF 528242
Titan BioStar °4 with shoulder	Ø 98.5 mm, H 13.5 mm	REF 528243
Titan BioStar °4 with shoulder	Ø 98.5 mm, H 15 mm	REF 528244
Titan BioStar °4 with shoulder	Ø 98.5 mm, H 18 mm	REF 528245
Titan BioStar °4 with shoulder	Ø 98.5 mm, H 20 mm	REF 528246

TITAN BioStar °5

Biocompatible pure titanium grade 5 milling blank for porcelain fused to metal (PFM) techniques, DIN EN ISO 22674, type 4. Indications cover multiple units constructions both in frontal and lateral areas, including milled designs. Titan BioStar Grade 5 allows for easy laser welding and can be fired using all usual porcelain indicated for titanium.

Titan BioStar °5 with shoulder	Ø 98.5 mm, H 08 mm	REF 528260
Titan BioStar °5 with shoulder	Ø 98.5 mm, H 10 mm	REF 528261
Titan BioStar °5 with shoulder	Ø 98.5 mm, H 12 mm	REF 528262
Titan BioStar °5 with shoulder	Ø 98.5 mm, H 13.5 mm	REF 528263
Titan BioStar °5 with shoulder	Ø 98.5 mm, H 15 mm	REF 528264
Titan BioStar °5 with shoulder	Ø 98.5 mm, H 18 mm	REF 528265
Titan BioStar °5 with shoulder	Ø 98.5 mm, H 20 mm	REF 528266



Wax BioStar

A milling wax disc especially adjusted to the dental CAD/CAM technique. Thereby crowns and bridges can be virtually formed, milled and finally casted the conventional way. The wax is excellently machinable and burns without residue. This results in smooth casted surfaces. These optimized features of the wax give way to even very delicate forms excluding shrinkage or distortion of the milled object. The wax – stable in volume – permits absolutely exact margin finishings and fits. Up to 30 units can be milled out of one disc.

Wax BioStar with shoulder	Ø 98.5 mm, H 14 mm	REF 550028
Wax BioStar with shoulder	Ø 98.5 mm, H 16 mm	REF 550029
Wax BioStar with shoulder	Ø 98.5 mm, H 18 mm	REF 550030
Wax BioStar with shoulder	Ø 98.5 mm, H 25 mm	REF 550031



HinriPart BioStar

A special milling disc for the production of perfect partial denture frameworks.

- suitable for all open milling systems
- flexible and brake resistant
- precise and fast milling
- burns out without any residues
- also suitable for milling crowns and bridges

HinriPart BioStar, with shoulder	Ø 98.5 mm, H 16 mm	REF 550080
HinriPart BioStar, with shoulder	Ø 98.5 mm, H 18 mm	REF 550081
HinriPart BioStar, with shoulder	Ø 98.5 mm, H 20 mm	REF 550082
HinriPart BioStar, with shoulder	Ø 98.5 mm, H 25 mm	REF 550083
HinriPart BioStar, with shoulder	Ø 98.5 mm, H 30 mm	REF 550084



Splint Plus BioStar

A transparent, highly meshed poly carbonate milling disc.

Indications: on-bite splints, therapeutic splints, unbreakable provisional arrangements, drilling guides, positioners, snap on Smile, metal clasp-free partial prosthesis.

- very high break resistance
- high cost effectiveness
- can be milled extremely thin
- no special milling instruments necessary
- very good adhesion with other synthetic materials
- easy polymerisation of set teeth
- expandable with common auto- and light polymerisates
- comfortable biting hardness – not too hard and not too soft

Splint Plus BioStar, transparent, with shoulder	Ø 98.5 mm, H 15 mm	REF 650125
Splint Plus BioStar, transparent, with shoulder	Ø 98.5 mm, H 20 mm	REF 650126



PMMA BioStar

Dental milling discs based on PMMA (polymethyl methacrylate) which burn out residue-free and are developed for the casting technique. PMMA BioStar is available in 3 different colours (transparent, blue, ivory).

PMMA BioStar transparent	Ø 98.5 mm, H 14 mm	REF 550050
PMMA BioStar transparent	Ø 98.5 mm, H 18 mm	REF 550051
PMMA BioStar transparent	Ø 98.5 mm, H 25 mm	REF 550060
PMMA BioStar transparent	Ø 98.5 mm, H 30 mm	REF 550061
PMMA BioStar blue	Ø 98.5 mm, H 14 mm	REF 550054
PMMA BioStar blue	Ø 98.5 mm, H 18 mm	REF 550055
PMMA BioStar blue	Ø 98.5 mm, H 20 mm	REF 550056
PMMA BioStar blue	Ø 98.5 mm, H 25 mm	REF 550057
PMMA BioStar ivory	Ø 98.5 mm, H 14 mm	REF 550058
PMMA BioStar ivory	Ø 98.5 mm, H 18 mm	REF 550059



Juvora medical PEEK

Colour: grey-brown (natural)

Highly biocompatible and high meshed and pure PEEK material based on polyether ether cetone

Indications: for the production of metal-free, removable restorations for all indications | the combination technique, clasp-fixed structures ("model casting"), conditional removable constructions on implants and glued / cemented frameworks.

- ideal for nearly all fixed and removable restorations
- configured for the permanent stay in the oral cavity
- can be individualized with the common veneering and composite materials
- usable in all open milling systems
- highly biocompatible

Juvora medical PEEK, Ø 98.5 mm, H 12 mm	REF 650136
Juvora medical PEEK, Ø 98.5 mm, H 16 mm	REF 650130
Juvora medical PEEK, Ø 98.5 mm, H 18 mm	REF 650135
Juvora medical PEEK, Ø 98.5 mm, H 20 mm	REF 650131
Juvora medical PEEK, Ø 98.5 mm, H 22 mm	REF 650134
Juvora medical PEEK, Ø 98.5 mm, H 25 mm	REF 650132
Juvora medical PEEK, Ø 98.5 mm, H 30 mm	REF 650133



Hinriplast® BioStar

A milling gypsum blank with an extraordinary edge stability, produced from resin reinforced super hard stone. The mechanical properties are matched to meet the requirements of milling parameters and guarantees smooth and splinter-free surfaces. Cause of the special formulation the Preform models do not show any dust during the milling process, only gypsum chippings.

Colour: ivory

Hinriplast® BioStar with shoulder Ø 98.5 mm, H 30 mm, 10 pieces	REF 550040
Hinriplast® BioStar with shoulder Ø 98.5 mm, H 30 mm 1 piece	REF 550041



Zirkon BioStar

Zirkon BioStar, Zirkon BioStar Z or Zirkon BioStar Colour are dental blanks (semi-finished products) made of yttrium stabilized, pre-sintered zirconium dioxide for milled production of crowns and bridge frameworks on commercial CAD/CAM systems or hand-operated copy-milling machines with outstanding biocompatibility and high resistance against tension and pressure. Because of the special single cip™ production process (after the uniaxial pressing, every blank will be packed separately and pressed under an isostatic vacuum) we guarantee thru different batches a constant high quality. The pre-sintered blanks are eminently suitable for all open machining and have excellent edge stability. On account of the special production process, extremely constant firing shrinkage is achieved, even over different batches, meaning that in most cases it is not necessary to adjust the enlargement factor on the CAD/CAM unit. Only diamond-charged grinding tools or hard metal tools are to be used for machining. The material types Zirkon BioStar and Zirkon BioStar Z differ regarding the strength value achievable after the final sintering and contain a different amount of aluminium oxide. They differ in the manner of whiteness and translucency and both show a different resistance against hydrothermal aging. Zirkon BioStar Colour is already persistent coloured in the pre-sintered stage.

¹Zirkon BioStar: $Al_2O_3 = 0,25 \pm 0,10 \text{ wt\%}$ ²Zirkon BioStar Z: $Al_2O_3 = 0,25 < 0,1 \text{ wt\%}$



Zirkon BioStar

Zirkon BioStar is a white zirconium dioxide with a content of aluminium oxide for a better hydro thermal aging. Zirkon BioStar is usable for all common ceramic colour liquids.

Zirkon BioStar Z

Zirkon BioStar Z is a translucent zirconium dioxide with a lower content of aluminium oxide.

Zirkon BioStar Colour

Already persistent coloured zirconium dioxide in the pre-sintered stage, produced according the same single cip™ production as Zirkon BioStar. Available in 5 different colours.

- The persistent coloured blanks guarantee a constant and homogenous colour quality.
- Saves a lot of time because there is no colouring and drying process anymore.

Colour orientation compared to the VITA-Colour code:

500 => A1/A2 800 => A3/B3 1000 => C2/C3
1333 => A3,5/B4 2000 => A4



Zirkon BioStar HT (high translucent)

Zirkon BioStar HT is a high translucent zirconium dioxide with optimal hydrothermal consistency. This newly developed material allows now also the production of full anatomic frameworks. After the milling process the frameworks can be customised according to the paint brush technique.



Zirkon BioStar HT Colour


Persistent coloured zirconium dioxide in the presintered stage, available in 4 different colours (A1, A2, A3, A 3.5).



Zirkon BioStar HT Smile

An extraordinary high translucent zirconium oxide for restoration with maximum 3 pontics at anterior and posterior bridges, inlays, onlays and individual implant abutments.

- translucent as lithium-disilicate
- especially designed for the anterior region
- for single crown, Inlays, Onlays, Veneers
- maximum 3 pontics at anterior and posterior bridges
- absolut biokompatibel
- sintering temperature: 1.450 °C/ 2 h soaking time
- available in 12, 14 , 18 , 20 and 25 mm



Zirkon BioStar HT Smile Colour

Persistent coloured zirconium dioxide in the presintered stage, available in 8 different colours (A1, A2, A3, A3.5, B2, B3, C2, D2) and 2 heights (14 mm and 18 mm).



Zirkon BioStar HT Smile Multilayer

An extraordinary high translucent, pre-coloured multilayer zirconium oxide for monolithic frameworks. Through an optimal production process the multilayered colours reach a natural and flowing colour gradient from dental enamel, dentine and the neck of tooth. The indications for maximum 3 pontics offers a large range of application.

- Zirkon BioStar HT Smile Multilayer is available in 14, 18 and 22 mm.
- Polychromatic blanks with fluent colour gradation: 3 layers
- Available in 2 high translucent variations: A2 with colour gradient A1 - A2.5 and A3 with colour gradient A2 - A3.5
- translucent as lithium disilicate
- for single crowns, Inlays, Onlays, Veneers
- maximum 3 pontics at anterior and posterior bridges
- Reduced costs for processing and customizing the restorations




Zirkon BioStar S

Pre-sintered blocks made of zirconium dioxide especially for the use with the Sirona inLab® system* and Roland milling machines.

- available in 3 different colours (white opaque, Colour 500, Colour 1000)
- the necessary system code (Z-Code) will be delivered for every batch

*Sirona inLab® system is a registered trademark of the manufacturer.



Zirkon BioStar S-HT Smile

An extraordinary high translucent zirconium oxide in block form for restoration with maximum 3 pontics at anterior and posterior bridges, inlays, onlays and individual implant abutments with a lower bending strength of 600 MPa. Zirkon BioStar HT Smile is available in block form with holder and usable for all open milling system (e. G. Sirona inLab® and Roland).

- translucent as lithium-disilicate
- especially designed for the anterior region
- for single crown, Inlays, Onlays, Veneers
- maximum 3 pontics at anterior and posterior bridges
- absolut biokompatibel
- sintering temperature: 1.450 °C/ 2 h soaking time

Format: Disc, Ø 98.5 mm with shoulder (for open milling systems)

Product description	Colour	REF H 10 mm	REF H 12 mm	REF H 14 mm	REF H 16 mm	REF H 18 mm	REF H 20 mm	REF H 22 mm	REF H 25 mm
Zirkon BioStar	white opaque	452001	452002	452003	452004	452005	452006	452007	452008
Zirkon BioStar Z	white translucent	452131	452132	452133	452134	452135	452136	452137	452138
Zirkon BioStar Colour	500	-	452052	452053	452054	452055	452056	452057	452058
Zirkon BioStar Colour	800	-	452062	452063	452064	452065	452066	452067	452068
Zirkon BioStar Colour	1000	-	452102	452103	452104	452105	452106	452107	452108
Zirkon BioStar Colour	1333	-	-	452113	452114	452115	452116	452117	452118
Zirkon BioStar Colour	2000	-	-	452123	452124	452125	452126	452127	452128
Zirkon BioStar HT	high translucent	-	452312	452313	452314	452315	452316	-	452318
Zirkon BioStar HT Colour	A1	-	-	452323	-	452325	-	-	-
Zirkon BioStar HT Colour	A2	-	452332	452333	452334	452335	452336	-	452338
Zirkon BioStar HT Colour	A3	-	452342	452343	452344	452345	452346	-	452348
Zirkon BioStar HT Colour	A3.5	-	-	452353	-	452355	-	-	-
Zirkon BioStar HT Smile	high translucent	-	452712	452713	452714	452715	452716	-	452718
Zirkon BioStar HT Smile Colour	A1	-	-	452723	-	452725	-	-	-
Zirkon BioStar HT Smile Colour	A2	-	-	452733	-	452735	-	-	-
Zirkon BioStar HT Smile Colour	A3	-	-	452743	-	452745	-	-	-
Zirkon BioStar HT Smile Colour	A3.5	-	-	452753	-	452755	-	-	-
Zirkon BioStar HT Smile Colour	B2	-	-	452763	-	452765	-	-	-
Zirkon BioStar HT Smile Colour	B3	-	-	452773	-	452775	-	-	-
Zirkon BioStar HT Smile Colour	C2	-	-	452783	-	452785	-	-	-
Zirkon BioStar HT Smile Colour	D2	-	-	452793	-	452795	-	-	-
Zirkon BioStar HT Smile Multilayer	A2	-	-	452700	-	452701	-	452702	-
Zirkon BioStar HT Smile Multilayer	A3	-	-	452703	-	452704	-	452705	-

Other sizes are on request available.

Format: Block with holder (for Sirona inLab® system* and Roland milling systems)

Product description	Colour	REF Block 21 x 15 x 15.5 mm set à 10 pieces	REF Block 21 x 19 x 15.5 mm set à 10 pieces	REF 40 x 15 x 14 mm set à 10 pieces	REF 40 x 19 x 15.5 mm set à 10 pieces	REF 55 x 19 x 15.5 mm piece	REF 65 x 25 x 22 mm piece	REF 85 x 40 x 22 mm piece
Zirkon BioStar S	white opaque	452401	452402	452403	452404	452407	452405	452406
Zirkon BioStar S	Colour 500	452410	452411	452412	452413	-	452414	452415
Zirkon BioStar S	Colour 1000	452420	452421	452422	452423	-	452424	452425
Zirkon BioStar S- HT Smile	translucent	-	-	-	452434	-	-	-

*Sirona inLab® system is a registered trademark of the manufacturer.



Zirkon BioStar Pre Polisher

Silicon-based polishing burs for milled zirconium structures **previous to sintering**.

The zirconium structures can be polished and trimmed easily due to its still soft condition. Margens can be smoothed and pontics shaped.

Zirkon BioStar Prepolishers are free of colour pigments which avoids unwanted staining. Due to their soft silicone bonding, they are especially adequate for the also soft consistency of the structures and adapt perfectly to the objects.

Applications: **Dark grey = 1. grade:** Cutting, stripping and shaping
Light grey = 2. grade: High gloss polish

Zirkon BioStar Pre Polisher KG, fine, 10 pieces	REF 452803
Zirkon BioStar Pre Polisher KG, medium, 10 pieces	REF 452801
Zirkon BioStar Pre Polisher RD, fine, 10 pieces	REF 452802
Zirkon BioStar Pre Polisher RD, medium, 10 pieces	REF 452800



Zirkon BioStar Polisher

Diamond-based polishing system **for burnishing sintered zirconium and alumina**.

The chosen diamond grane allows for a gentle treatment of the frames with minimal heat development, resulting in excellent polishing effects.

Zirkon BioStar Polisher Set	REF 452840
-----------------------------	-------------------

Contains:

- 1 Zirkon BioStar Polisher LS fine, 1 Zirkon BioStar Polisher FL fine,
- 1 Zirkon BioStar Polisher RD fine,
- 1 Zirkon BioStar Polisher LS medium, 1 Zirkon BioStar Polisher FL medium,
- 1 Zirkon BioStar Polisher RD medium,
- 1 Zirkon BioStar Polisher FL course, 1 Zirkon BioStar Polisher RD course,
- 1 Zirkon BioStar Polisher WZ course

Applications: **Blueish grey = coarse:** Cutting, stripping and shaping
Blue = medium: Burnishing
Grey = fine: High gloss polish



Also available in separate packs (3 pieces of each):

Zirkon BioStar Polisher LS, fine, 3 pieces	REF 452810
Zirkon BioStar Polisher FL, fine, 3 pieces	REF 452811
Zirkon BioStar Polisher RD, fine, 3 pieces	REF 452812
Zirkon BioStar Polisher LS, medium, 3 pieces	REF 452820
Zirkon BioStar Polisher FL, medium, 3 pieces	REF 452821
Zirkon BioStar Polisher RD, medium, 3 pieces	REF 452822
Zirkon BioStar Polisher FL, course, 3 pieces	REF 452830
Zirkon BioStar Polisher RD, course, 3 pieces	REF 452831
Zirkon BioStar Polisher WZ, course, 3 pieces	REF 452832



HinriScan-Wax

ivory

Scannable modelling wax

Used in blocking out cavities and closing saw cuts prior to scanning. For all CAD-CAM systems (white light and laser scan). Compatible with CAM-Stone N, as no additional spray/powder is needed when using HinriScan Wax. For optimum scan and fit.

60 g HinriScan-Wax	can	REF 720010
--------------------	-----	-------------------



HinriScan varnish

ivory

Scannable non-reflecting varnish for all dental gypsum

Anti-reflex liquid for all CAD-CAM systems. Smooths surfaces to be scanned. For extra-oral laboratory use only. Laser-opaque, washes off. Use HinriScan thinner for thinning suitable for all dental gypsum.

HinriScan varnish, 20 ml bottle with brush		REF 720001
--	--	-------------------

HinriScan thinner, 20 ml bottle		REF 720002
---------------------------------	--	-------------------



HinriScan-Spray Plus

white

- Extra-fine atomiser for ultra fine spray film, ensures finest edge presentation
- homogeneous spray condition with very smooth surfaces
- easy to clean with water steam
- suitable for all CAD-CAM systems
- for the extraoral application (gypsum model)

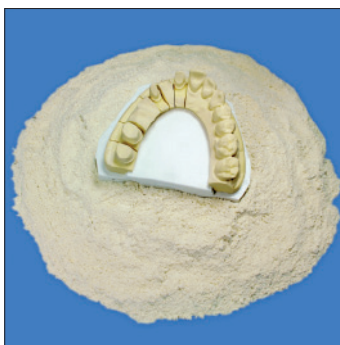
HinriScan-Spray Basic

white

- homogeneous spray condition with very smooth surfaces
- easy to clean with water steam
- suitable for all CAD-CAM systems
- for the extraoral application (gypsum model)
- easy to clean with water steam
- very good price-performance ratio

HinriScan-Spray Plus	200 ml can	REF 720023
-----------------------------	------------	-------------------

HinriScan-Spray Basic	400 ml can	REF 720022
------------------------------	------------	-------------------



CAM-Stone N

Special stone for all scanning systems

Powdering stone models is unnecessary with CAM-Stone N. This special model stone was developed for optoelectronic scanning. It prevents interference from reflections in defined frequency ranges. The quick setting time allows treatment to be completed in one chairside appointment. CAM-Stone N reproduces detail exactly, has edge stability and is sharply defined.

Use recommendation: for CAD-CAM systems, die models, dental arches, sectioned models, master models in precious and non precious alloys and metal ceramic restorations, check models

ivory

for closer information see page 20.





profiCAD dental

digital master models



The digital production of models for the highest demands

precision milling in own lab
or ordered as finished model

- ✓ **Precisely milled models made from special gypsum**
Smooth, splinter-free surface, no gypsum dust during milling process.
No shrinkage or expansion. Partial models of upper and lower jaw in a single work step.
- ✓ **Available as Profident or model-tray model with integrated base**
Pre-formed milling blanks with integrated base, resp. tray allow a perfect fit.
- ✓ **Self-milling or buying finished models**
Models in a desired design can be ordered from a profiCAD milling partner.
- ✓ **Familiar Handling**
The unsurpassed precise gypsum models can be articulated in the familiar way,
or mounted in a disposable orbix articulator, resp. gypsum-free in a model-tray Intercuspidator.

www.profiCAD-dental.de

*- No shrinkage and no expansion
- Articulation as usual*





ERNST HINRICHS

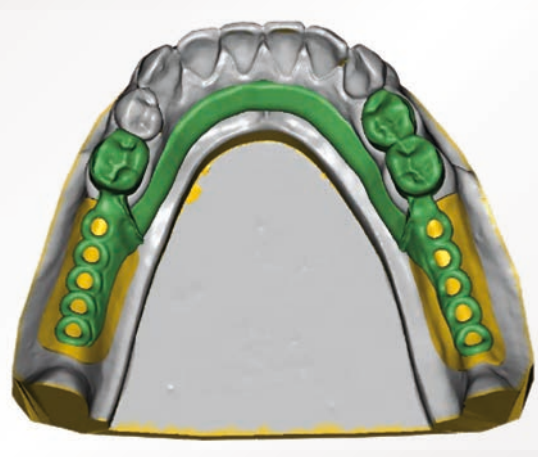
HinriPart CAD

The digital solution for partial denture frameworks

construction software



telescopic module



**perfect fitting, highest finish quality
& controllable friction.**

HinriPart CAD construction software

From now on produce your accurately fitting casting digitally with HinriPart CAD

- flexible construction options
- creates open STL-File
- easy to learn
- German/English version available
- highest precision
- includes VITA-dental data base
- no license fees
- no deformation in the framework
- digital system security
- less post processing due to best possible finish quality
- Expansion for combination technique and telescopic manufacturing is available

REF 554001

Test the software

A free trial of our HinriPart CAD construction software can be downloaded here:
www.hinrichs-dental.de/hinripart-software

HinriPart CAD telescopic module*

- flexible construction options
- controllable friction
- creates open STL-File
- less post processing due to best possible finish quality
- German/English version available

* will work only in combination with the HinriPart CAD basic software

REF 554011





„Ecki“

delivered in a high quality present box
Height: 13.5 cm

REF 903030



„Backi“

delivered in a high quality present box
Height: 12 cm

REF 903031



„Manni“

delivered in a high quality present box
Height: 13.5 cm

REF 903032



„Rudi“

delivered in a high quality present box
Height: 14 cm

REF 903033



„Mike“

delivered in a high quality present box
Height: 14 cm

REF 903034



„Angi“

delivered in a high quality present box
Height: 13 cm

REF 903035



„Clement“

delivered in a high quality present box
Height: 11 cm

REF 903036



„Mick“

delivered in a high quality present box
Height: 11.5 cm

REF 903037



„Marylin“

delivered in a high quality present box
Height: 12 cm

REF 903038



„Joachim“

delivered in a high quality present box
Height: 14 cm

REF 903040



„Tommy“

Height: 15 cm

REF 903041



„Dickie“

Height: 13 cm

REF 903042



Book worm

REF 903000
Height: 6 cm



Angel

REF 903010
Height: 5 cm



Bottom with ears

female
big REF 903020, Height: 8 cm
small REF 903021, Height: 3 cm
male
big REF 903022, Height: 8 cm
small REF 903023, Height: 3 cm




Ratfink

REF 903002
Height: 6 cm



Dipstick

REF 903003
Height: 17 cm



The 10 gypsum rules

Order free of charge "The 10 Gypsum Rules of ERNST HINRICHS" as DIN A 2 poster for to the assistance when working with dental gypsum.

Din A 2 poster, gratis

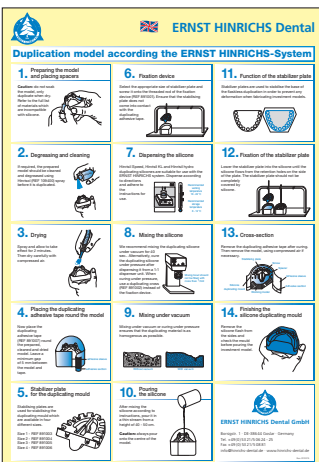
REF 902021



The correct creation of gypsum models

Handbook, 32 pages

REF 902022




Poster duplicating technique

Each stage of the HINRICHS flaskless duplicating technique is illustrated and described in detail.

DIN A 4 poster, gratis

REF 902033



Poster investing technique

Each stage of the HINRICHS system investment model fabrication technique is illustrated and described in detail.

DIN A 4 poster, gratis

REF 902033

Abrasives	42-43	Hard stone type 3	16		
Adhesive		Hinri-Alloy CB	37	Laborit®	15
duplication tape	31	Hinri-Alloy CoCr	37	Laser welding rods	38
Alamo	12	Hinri-Alloy N	37	L 36®	32
Alamo S	12	HinriDie	21	Literature	59
Alloys	37-38	HinriDon	40		
Aluminium gypsum scoop	26	Hinridur®	14	Manni	57
Aluminium Oxide	42	Hinridur® S	14	Marylin	57
Angel	58	Hinriform 90 x-hard	44	Measuring cylinder	26
Articulation plaster	11	Hinrigel	29	Mick	57
Angi	57	HinriMill	45	Mike	57
		HinriPart BioStar	48	Mixing spatula	26
Backi	57	HinriPart CAD	56	Model fabrication	22
Base former	23	Hinriplast® N	17	Model plaster	10-13
Base plates	22	HinriPress®	39	Model-shaped	
Base stone	19	HinriPress® Bonding	40	base plate	34
Base stone FL	19	HinriPress® flask S	41	Model system	22
Bims-Sep	43	HinriPress® flask G	41	Mounting Stone	11
Bims-Sep Paste	43	HinriPress® Vario	39	Multilayer	51
Book worm	58	HinriPress® Veins	40		
Bottom with ears	58	HinriScan-Spray	54	Neutralgin	25
		HinriScan varnish	54	Nice from gypsum	57-58
CAM-Stone N	18, 54	HinriScan-Wax	54	Non Plus Ultra	12
CoCr BioStar	46	Hinrisep G	24		
Clement	57	Hinrisep K	25	Ortho Plaster	15
		Hinrisep W	25		
Die Keen®	21	Hinrisid	25	Phosphate bonded	
Die Stone	18	Hinrisil®	28	investment	33
Dipstick	58	Hinrisil® hydro	29	Plungers	35
Dispensing pump	31	Hinrisil® KL	28	Poliresin®	42
Disposable plungers	35	Hinrisil® Speed	29	Polishing agents	42-43
Disposable ring tape	34	Hinrisol	25	Poster 10 gypsum rules	59
Dr. Kühns®	10	Hinristone® 20/22/24	17	Poster duplicating	
Duplicating cross	30	Hinristone® E	21	technique	59
Duplicating gel	29	Hinristone® Saphir	17	Poster investing	
Duplicating materials	28-29	Hinristone® Speed	17	technique	59
Duplicating tape	31	Hinritray	44	Pumice Paste	43
Digital Solar Scale	26	Hinrivest® CoCr	33	Pumice Sep	43
Dickie	57	Hinrivest® G	32	Production	4
		Hinrivest® KB	33	ProfCAD	55
Ecki	57	Hinrivest® Liquid	34	Profident 2010	22
Economical duplicating		Hinrivest® Press	33	Pump spray bottle	26
flasks	31	Hinrivest® SG	33		
Ehodit semi-hard stone	13	Hinrizit®	14	Quality control	4
DIN EN ISO 6873	6	Hinrizit® E	15		
EN ISO 14356	28	Hinrizit® Speed	14	Ratfink	58
		Hinrizit® Super	15	Rudi	57
Fax order	61	History	3		
Fixation device	30			Setting accelerator	23
		Implantray	44	SH 074	18
GipEx	24	Investments	32-33	Silicone sleeves Ceram	36
GipEx Tabs	24	Investment accessories	34-36	Silicone sleeves,	
Glass beads	42			model form	34
Gypsum bonded		Japan-Stone	17	Soldering compound	32
investment	32	Joachim	57	Special solder	38
Gypsum gloss	23	Juvora medical PEEK	49	Splint Plus BioStar	48
Gypsum knife	26			Sprue former	35
Gypsum rules	8-9, 59	Keralloy® BioStar	46	Stabilizer	30
				Starter set	
				c&b-technique	36
				Starter set	
				partial frameworks	36
				Storage	5
				Super hard stone	
				type 4	17-20
				Super hard stone	
				type 5	21
				Surfactant debubbler	25
				Tooth figures	57-58
				Thermal	32
				Titan BioStar	46
				Tommy	57
				Tru Stone	18
				Ultrasonic polishing	
				paste cleaner	44
				Ultrasonic dental	
				plaque cleaner	44
				Velox®	12
				Water dispenser WD 1	23
				Wax adhesive	35
				Wax BioStar	47
				Whiting	43
				Zirkon BioStar	50-52
				Zirkon BioStar Polisher	53
				Zirkon BioStar	
				Pre Polisher	53

ERNST HINRICHS Dental GmbH
Borsigstr. 1
DE-38644 Goslar
Germany

Fax-No.
+49 (0) 53 21 / 50 88 1

Sender:

Customer-No.

Contact person:

Phone:

Product / Colour	REF	Unit	Quantity	Price per unit (€)	Price total (€)

All prices are to be understood ex works.



ERNST HINRICHS Dental GmbH

Borsigstraße 1

DE-38644 Goslar · Germany

Telefon +49 (0) 53 21/5 06 24 - 25

Telefax +49 (0) 53 21/5 08 81

info@hinrichs-dental.de

www.hinrichs-dental.de

